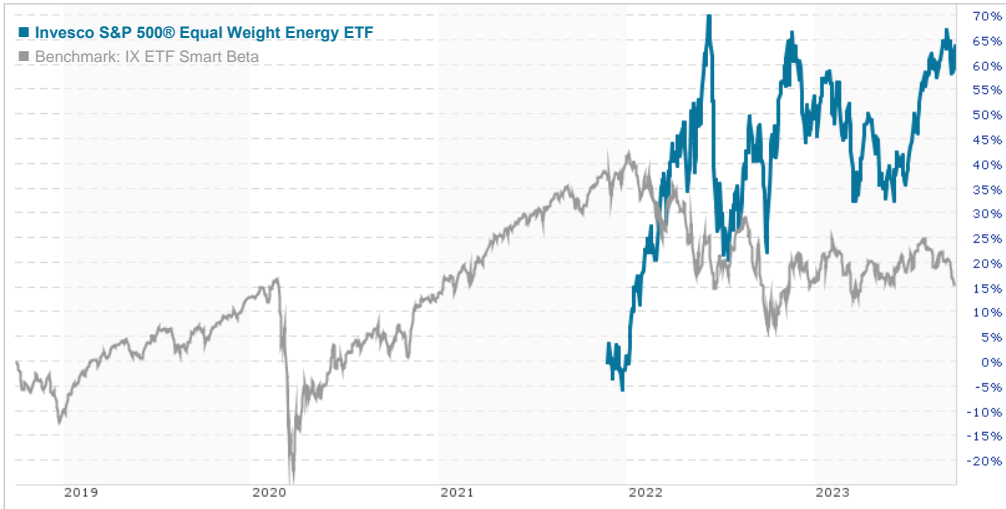


**Invesco S&P 500® Equal Weight Energy ETF / US46137V3657 / A2JNGC / Invesco Capital M.**

Last 09/29/2023 <sup>1</sup> <b>78.43 USD</b>	Country United States of America	Branch ETF Stocks	Type of yield paying dividend	Type Alternative Investm.
--	-------------------------------------	----------------------	----------------------------------	------------------------------



**Risk key figures**

SRR1	1	2	3	4	5	6	7
Mountain-View Funds Rating							EDA <sup>2</sup>
							-

**Yearly Performance**

2022	+51.51%
------	---------

Master data		Conditions		Other figures	
Fund type	Single fund	Issue surcharge	0.00%	Minimum investment	UNT 1
Category	Equity	Planned administr. fee	0.00%	Savings plan	-
Sub category	ETF Stocks	Deposit fees	0.00%	UCITS / OGAW	-
Fund domicile	United States of America	Redemption charge	0.00%	Performance fee	0.00%
Tranch volume	-	Ongoing charges	-	Redeployment fee	0.00%
Total volume	-	Dividends		Investment company	
Launch date	11/1/2006			Invesco Capital M.	
KESr report funds	No			An der Welle 5, 60322, Frankfurt am Main	
Business year start	01.05.			Germany	
Sustainability type	-			https://www.de.invesco.com	
Fund manager	Michael Jeanette, Pratik Doshi, Tony Seisser				

Performance	1M	6M	YTD	1Y	2Y	3Y	5Y	Since start
Performance	+2.13%	+16.21%	+8.57%	+27.71%	-	-	-	+63.98%
Performance p.a.	-	-	-	+27.71%	-	-	-	+30.66%
Sharpe ratio	1.46	1.55	0.35	0.93	-	-	-	0.85
Volatility	16.59%	19.85%	22.50%	25.53%	0.00%	0.00%	0.00%	31.52%
Worst month	-	-7.42%	-7.42%	-11.83%	-19.28%	0.00%	0.00%	-19.28%
Best month	-	10.05%	10.05%	21.83%	21.83%	0.00%	0.00%	21.83%
Maximum loss	-5.20%	-11.88%	-16.65%	-20.51%	0.00%	0.00%	0.00%	-
Outperformance	-	-	0.00%	-	-	-	-	-

<sup>1</sup> Important note on update status: The displayed date refers exclusively to the calculation of the NAV.

<sup>2</sup> Displays the Ethical-Dynamical Ratio calculated according to standard criteria. The maximum value is 100. For more information visit <http://www.mountain-view.com/MVD-Fonds-Rating.pdf>

**Invesco S&P 500® Equal Weight Energy ETF / US46137V3657 / A2JNGC / Invesco Capital M.**

**Investment strategy**

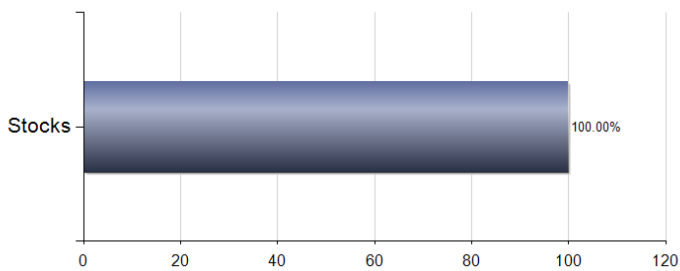
The Fund generally will invest at least 90% of its total assets in the securities that comprise the Underlying Index. Strictly in accordance with its guidelines and mandated procedures, S&P Dow Jones Indices LLC ("S&P DJI" or the "Index Provider") compiles, maintains and calculates the Underlying Index, which is composed of all of the components of the S&P 500® Energy Index (the "Parent Index"), an index that contains the common stocks of all companies included in the S&P 500® Index that are classified as members of the energy sector, as defined according to the Global Industry Classification Standard ("GICS"). The energy sector includes companies engaged in the exploration and production, refining and marketing, and storage and transportation of oil and gas and coal and consumable fuels, as well as companies that offer oil and gas equipment and services. The Underlying Index is an equal-weighted version of the Parent Index. Unlike the Parent Index, which employs a float-adjusted market capitalization weighted methodology, the Underlying Index assigns each component security the same weight.

**Investment goal**

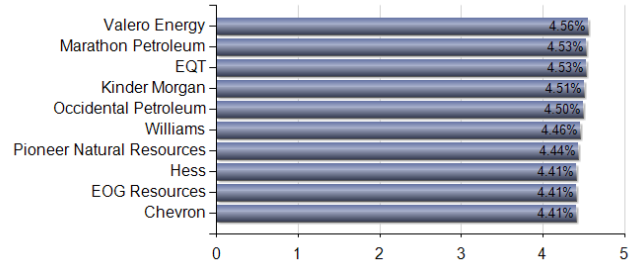
The Invesco S&P 500® Equal Weight Energy ETF (Fund) is based on the S&P 500® Equal Weight Energy Index (Index). The Fund will invest at least 90% of its total assets in common stocks that comprise the Index. The Index equally weights stocks in the energy sector of the S&P 500® Index. The Fund and the Index are rebalanced quarterly.

**Assessment Structure**

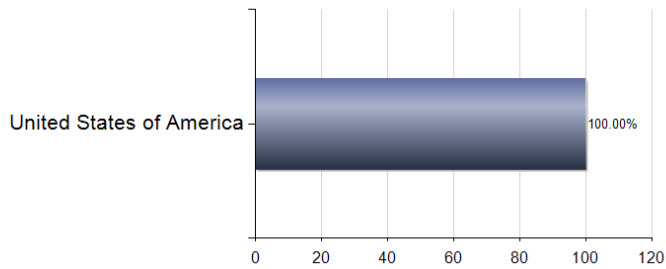
**Assets**



**Largest positions**



**Countries**



**Branches**

