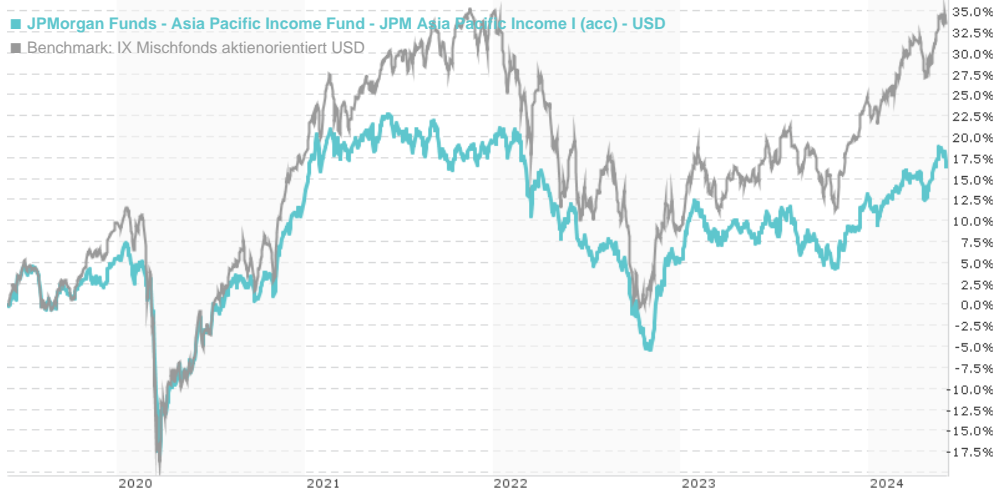


## JPMorgan Funds - Asia Pacific Income Fund - JPM Asia Pacific Income I (acc) - USD / LU0248061623 / A0JLUA /

| Last 05/30/2024 <sup>1</sup> | Region       | Branch                  | Type of yield | Type       |
|------------------------------|--------------|-------------------------|---------------|------------|
| 135.32 USD                   | Asia/Pacific | Mixed Fund/Focus Equity | reinvestment  | Mixed Fund |

■ JPMorgan Funds - Asia Pacific Income Fund - JPM Asia Pacific Income I (acc) - USD  
■ Benchmark: IX Mischfonds aktienorientiert USD



## Risk key figures

SRI 1 2 3 4 5 6 7

Mountain-View Funds Rating<sup>2</sup> EDA<sup>3</sup>

75

## Yearly Performance

|      |         |
|------|---------|
| 2023 | +7.27%  |
| 2022 | -11.75% |
| 2021 | +5.17%  |
| 2020 | +7.78%  |
| 2019 | +12.34% |

| Master data         |   | Conditions                             |       | Other figures      |                   |
|---------------------|---|--|-------|--------------------|-------------------|
| Fund type           | Single fund   | Issue surcharge                        | 0.00% | Minimum investment | USD 10,000,000.00 |
| Category            | Mixed Fund  | Planned administr. fee                 | 0.00% | Savings plan       | -                 |
| Sub category        | Mixed Fund/Focus Equity                                   | Deposit fees                           | 0.00% | UCITS / OGAW       | Yes               |
| Fund domicile       | Luxembourg  | Redemption charge                      | 0.00% | Performance fee    | 0.00%             |
| Tranch volume       | (05/30/2024) USD 0.641 mill.                              | Ongoing charges                        | -     | Redeployment fee   | 0.00%             |
| Total volume        | (05/30/2024) USD 1,369.10 mill.                           | Dividends                              |       | Investment company |                   |
| Launch date         | 6/5/2015  | JPMorgan AM (EU)                       |       |                    |                   |
| KESr report funds   | Yes   | PO Box 275, 2012, Luxembourg           |       |                    |                   |
| Business year start | 01.07.  | Luxembourg                             |       |                    |                   |
| Sustainability type | -   | https://www.jpmorganassetmanagement.de |       |                    |                   |
| Fund manager        | Jeffrey Roskell,Julie Ho,Ruben Lienhard,Shaw Ho,Selina Yu |  |       |                    |                   |

| Performance      | 1M     | 6M     | YTD    | 1Y     | 2Y      | 3Y      | 5Y      | Since start |
|------------------|--------|--------|--------|--------|---------|---------|---------|-------------|
| Performance      | +1.42% | +6.58% | +2.98% | +7.81% | +4.19%  | -4.83%  | +17.47% | +35.32%     |
| Performance p.a. | -      | -      | -      | +7.79% | +2.07%  | -1.64%  | +3.27%  | +3.42%      |
| Sharpe ratio     | 2.25   | 1.49   | 0.56   | 0.57   | -0.22   | -0.68   | -0.06   | -0.04       |
| Volatility       | 6.61%  | 6.67%  | 6.58%  | 7.08%  | 7.91%   | 7.96%   | 9.32%   | 8.62%       |
| Worst month      | -      | -0.87% | -0.87% | -3.37% | -6.94%  | -6.94%  | -12.66% | -12.66%     |
| Best month       | -      | 4.66%  | 3.49%  | 4.66%  | 10.24%  | 10.24%  | 10.24%  | 10.24%      |
| Maximum loss     | -2.00% | -3.29% | -3.11% | -6.73% | -15.58% | -22.92% | -23.68% | -           |

## Distribution permission

Austria, Germany, Switzerland, Luxembourg

<sup>1</sup> Important note on update status: The displayed date refers exclusively to the calculation of the NAV.

<sup>2</sup> The Mountain-View Data Fund Rating calculates a comparative ranking for funds using yield, volatility and trend data. For more information visit [MVD Funds Rating](#)

DISCLAIMER: The information on this page are for informational purposes only and should neither an offer to sell nor a solicitation for the purchase of the security or recommendation in favor of the security to be understood. baha GmbH assumes no liability despite thorough searches for the accuracy of the data.

Funds data from: [www.mountain-view.com](http://www.mountain-view.com). Fact Sheet created by: [www.baha.com](http://www.baha.com)

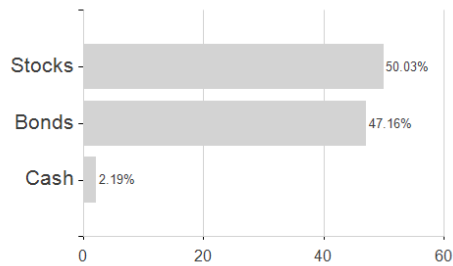
Created: 06/01/2024

## JPMorgan Funds - Asia Pacific Income Fund - JPM Asia Pacific Income I (acc) - USD / LU0248061623 / A0JLUA /

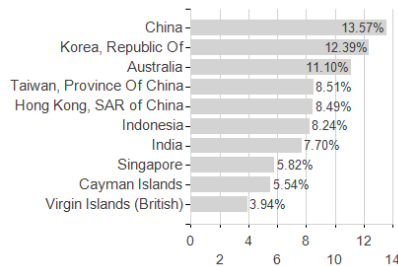
3 Displays the Ethical-Dynamical Ratio calculated according to standard criteria. The maximum value is 100. For more information visit [EDA](#)

### Assessment Structure

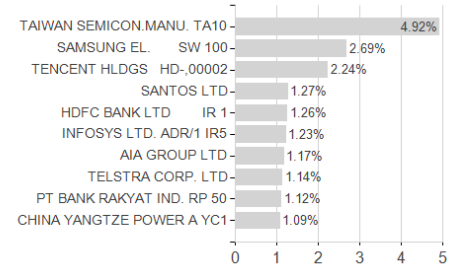
#### Assets



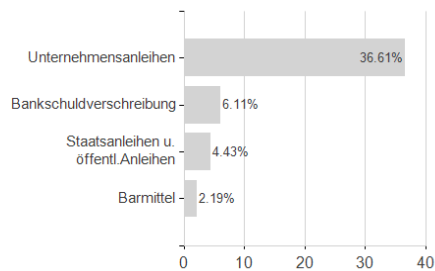
#### Countries



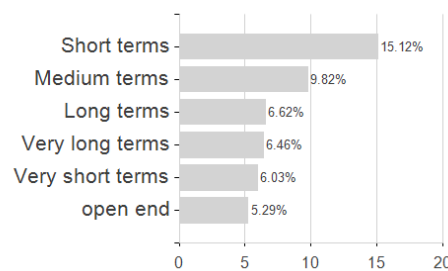
#### Largest positions



#### Issuer



#### Duration



#### Currencies

