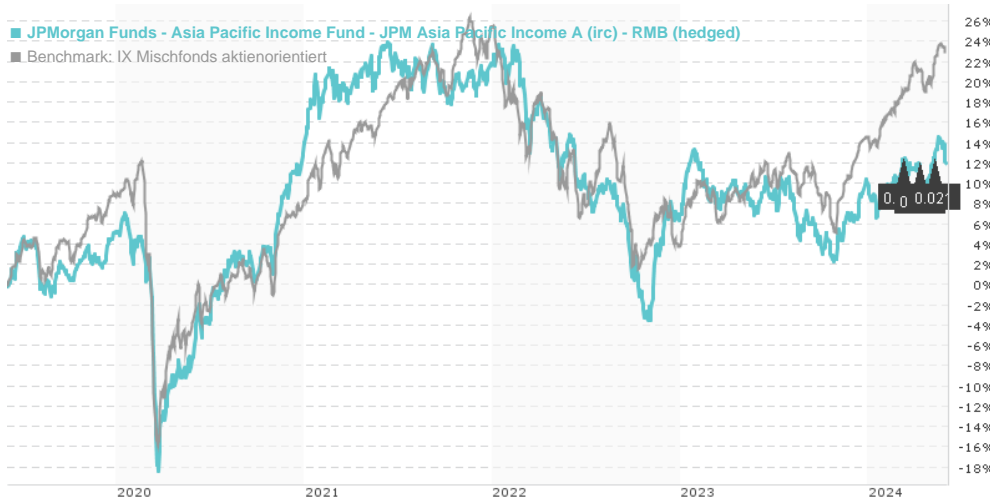


**JPMorgan Funds - Asia Pacific Income Fund - JPM Asia Pacific Income A (irc) - RMB (hedged) / LU1010890298 /**

Last 05/31/2024 <sup>1</sup>	Region	Branch	Type of yield	Type
8.57 CNH	Asia/Pacific	Mixed Fund/Focus Equity	paying dividend	Mixed Fund



**Risk key figures**

SRI 1 2 3 4 5 6 7

Mountain-View Funds Rating<sup>2</sup> EDA<sup>3</sup>

75

**Yearly Performance**

2023	+3.19%
2022	-12.25%
2021	+6.95%
2020	+8.41%
2019	+11.35%

Master data		Conditions		Other figures	
Fund type	Single fund	Issue surcharge	5.00%	Minimum investment	USD 35,000.00
Category	Mixed Fund	Planned administr. fee	0.00%	Savings plan	-
Sub category	Mixed Fund/Focus Equity	Deposit fees	0.00%	UCITS / OGAW	Yes
Fund domicile	Luxembourg	Redemption charge	0.50%	Performance fee	0.00%
Tranch volume	(05/31/2024) USD 31.12 mill.	Ongoing charges	-	Redeployment fee	0.00%
Total volume	(05/31/2024) USD 1,365.49 mill.	<b>Dividends</b>		<b>Investment company</b>	
Launch date	3/17/2014	08.05.2024	0.02 CNH	JPMorgan AM (EU) PO Box 275, 2012, Luxembourg Luxembourg <a href="https://www.jpmorganassetmanagement.de">https://www.jpmorganassetmanagement.de</a>	
KESr report funds	No	09.04.2024	0.01 CNH		
Business year start	01.07.	08.03.2024	0.01 CNH		
Sustainability type	-	08.02.2024	0.01 CNH		
Fund manager	Jeffrey Roskell, Julie Ho, Ruben Lienhard, Shaw Ho, Selina Yu	09.01.2024	0.01 CNH		

Performance	1M	6M	YTD	1Y	2Y	3Y	5Y	Since start
Performance	+1.07%	+4.75%	+1.52%	+4.54%	-2.45%	-9.28%	+12.69%	+58.90%
Performance p.a.	-	-	-	+4.53%	-1.23%	-3.19%	+2.42%	+4.64%
Sharpe ratio	1.44	0.88	-0.01	0.10	-0.63	-0.87	-0.15	0.10
Volatility	6.62%	6.78%	6.77%	7.22%	8.01%	8.05%	9.42%	8.43%
Worst month	-	-1.16%	-1.16%	-3.76%	-7.19%	-7.19%	-12.78%	-12.78%
Best month	-	4.29%	3.18%	4.29%	9.76%	9.76%	9.76%	9.76%
Maximum loss	-2.28%	-3.51%	-3.45%	-7.56%	-15.91%	-22.07%	-23.80%	-

**Distribution permission**

Austria, Germany, Switzerland

<sup>1</sup> Important note on update status: The displayed date refers exclusively to the calculation of the NAV.

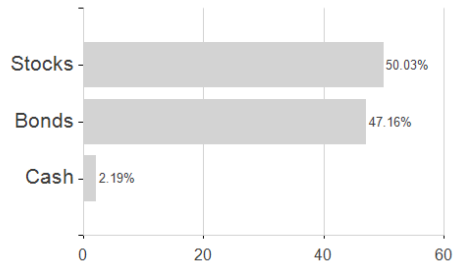
<sup>2</sup> The Mountain-View Data Fund Rating calculates a comparative ranking for funds using yield, volatility and trend data. For more information visit [MVD Funds Rating](#)

<sup>3</sup> Displays the Ethical-Dynamical Ratio calculated according to standard criteria. The maximum value is 100. For more information visit [EDA](#)

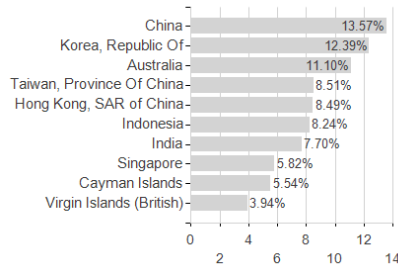
**JPMorgan Funds - Asia Pacific Income Fund - JPM Asia Pacific Income A (irc) - RMB (hedged) / LU1010890298 /**

**Assessment Structure**

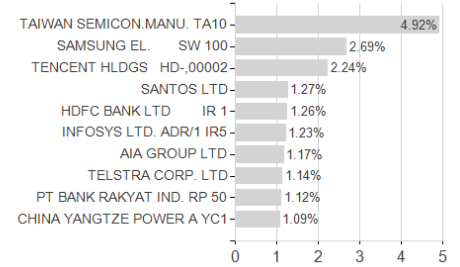
**Assets**



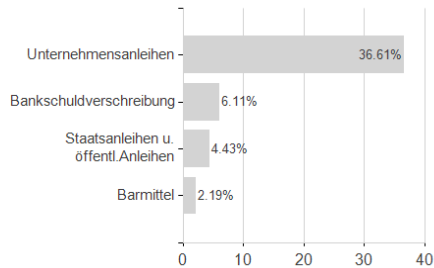
**Countries**



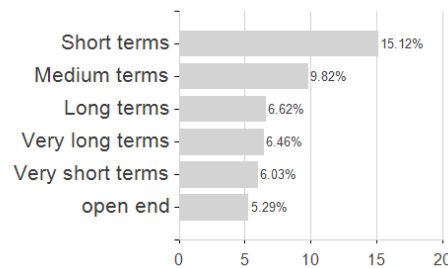
**Largest positions**



**Issuer**



**Duration**



**Currencies**

