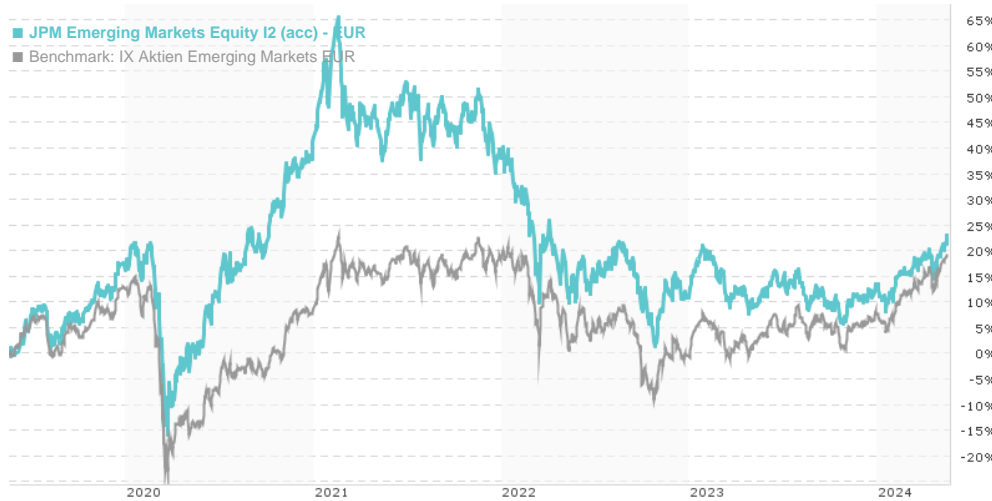


## JPM Emerging Markets Equity I2 (acc) - EUR / LU1814670615 / A2JK7F / JPMorgan AM (EU)

| Last 05/16/2024 <sup>1</sup> | Region           | Branch        | Type of yield | Type        |
|------------------------------|------------------|---------------|---------------|-------------|
| 127.91 EUR                   | Emerging Markets | Mixed Sectors | reinvestment  | Equity Fund |



## Risk key figures

SRI 1 2 3 4 5 6 7

Mountain-View Funds Rating<sup>2</sup>EDA<sup>3</sup> 80

## Yearly Performance

|      |         |
|------|---------|
| 2023 | +2.58%  |
| 2022 | -20.76% |
| 2021 | -1.72%  |
| 2020 | +22.35% |
| 2019 | +33.79% |

| Master data         |                                 | Conditions                             |       | Other figures      |                    |
|---------------------|---------------------------------|--|-------|--------------------|--------------------|
| Fund type           | Single fund                     | Issue surcharge                        | 0.00% | Minimum investment | USD 100,000,000.00 |
| Category            | Equity                          | Planned administr. fee                 | 0.00% | Savings plan       | -                  |
| Sub category        | Mixed Sectors                   | Deposit fees                           | 0.00% | UCITS / OGAW       | Yes                |
| Fund domicile       | Luxembourg                      | Redemption charge                      | 0.00% | Performance fee    | 0.00%              |
| Tranch volume       | (05/16/2024) USD 198.92 mill.   | Ongoing charges                        | -     | Redeployment fee   | 0.00%              |
| Total volume        | (05/16/2024) USD 6,852.44 mill. | Dividends                              |       | Investment company |                    |
| Launch date         | 6/8/2018                        | JPMorgan AM (EU)                       |       |                    |                    |
| KESr report funds   | No                              | PO Box 275, 2012, Luxembourg           |       |                    |                    |
| Business year start | 01.07.                          | Luxembourg                             |       |                    |                    |
| Sustainability type | -                               | https://www.jpmorganassetmanagement.de |       |                    |                    |
| Fund manager        | Austin Forey, Leon Eidelman     |  |       |                    |                    |

| Performance      | 1M     | 6M      | YTD    | 1Y      | 2Y      | 3Y      | 5Y      | Since start |
|------------------|--------|---------|--------|---------|---------|---------|---------|-------------|
| Performance      | +6.03% | +10.77% | +8.20% | +11.16% | +8.90%  | -11.63% | +21.25% | +27.91%     |
| Performance p.a. | -      | -       | -      | +11.13% | +4.35%  | -4.04%  | +3.93%  | +4.23%      |
| Sharpe ratio     | 6.35   | 1.69    | 1.70   | 0.64    | 0.04    | -0.48   | 0.01    | 0.02        |
| Volatility       | 15.73% | 11.27%  | 11.71% | 11.44%  | 14.24%  | 16.46%  | 19.14%  | 18.66%      |
| Worst month      | -      | -3.04%  | -3.04% | -4.44%  | -9.36%  | -9.36%  | -15.19% | -15.19%     |
| Best month       | -      | 4.75%   | 4.75%  | 4.75%   | 10.39%  | 10.39%  | 10.39%  | 10.39%      |
| Maximum loss     | -1.90% | -4.89%  | -4.87% | -9.19%  | -16.69% | -33.56% | -38.62% | -           |

## Distribution permission

Austria, Germany, Switzerland, Luxembourg

<sup>1</sup> Important note on update status: The displayed date refers exclusively to the calculation of the NAV.<sup>2</sup> The Mountain-View Data Fund Rating calculates a comparative ranking for funds using yield, volatility and trend data. For more information visit [MVD Funds Rating](#)

DISCLAIMER: The information on this page are for informational purposes only and should neither an offer to sell nor a solicitation for the purchase of the security or recommendation in favor of the security to be understood. baha GmbH assumes no liability despite thorough searches for the accuracy of the data.

Funds data from: [www.mountain-view.com](#). Fact Sheet created by: [www.baha.com](#)

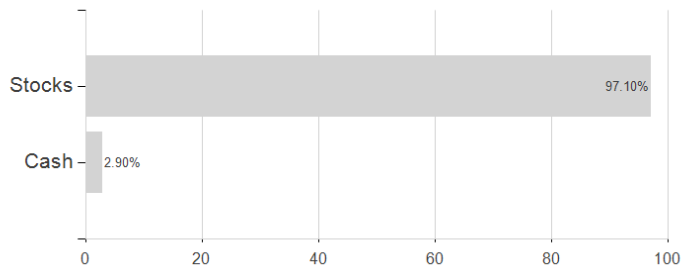
Created: 05/20/2024

## JPM Emerging Markets Equity I2 (acc) - EUR / LU1814670615 / A2JK7F / JPMorgan AM (EU)

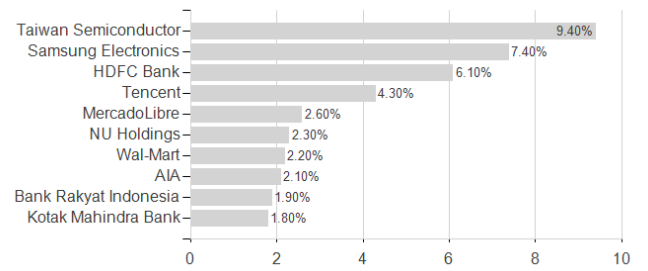
3 Displays the Ethical-Dynamical Ratio calculated according to standard criteria. The maximum value is 100. For more information visit [EDA](#)

### Assessment Structure

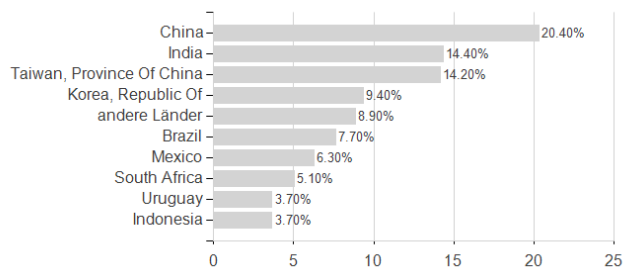
#### Assets



#### Largest positions



#### Countries



#### Branches

