

## JPM Global Growth F (acc) - USD / LU2419339622 / A3DARQ / JPMorgan AM (EU)

Last 05/30/2024 <sup>1</sup>	Region	Branch	Type of yield	Type
96.05 USD	Worldwide	Mixed Sectors	reinvestment	Equity Fund

■ JPM Global Growth F (acc) - USD  
■ Benchmark: IX Aktien Welt USD



## Risk key figures

SRI 1 2 3 4 5 6 7

Mountain-View Funds Rating<sup>2</sup>EDA<sup>3</sup>

76

## Yearly Performance

2023 +36.03%

2022 -39.14%

Master data		Conditions		Other figures	
Fund type	Single fund	Issue surcharge	3.00%	Minimum investment	USD 35,000.00
Category	Equity	Planned administr. fee	0.00%	Savings plan	-
Sub category	Mixed Sectors	Deposit fees	0.00%	UCITS / OGAW	Yes
Fund domicile	Luxembourg	Redemption charge	0.00%	Performance fee	0.00%
Tranch volume	(05/30/2024) USD 25.85 mill.	Ongoing charges	-	Redeployment fee	0.00%
Total volume	(05/30/2024) USD 506.68 mill.	Dividends		Investment company	
Launch date	12/23/2021	JPMorgan AM (EU)			
KES <sup>t</sup> report funds	No	PO Box 275, 2012, Luxembourg			
Business year start	01.07.	Luxembourg			
Sustainability type	-	https://www.jpmorganassetmanagement.de			
Fund manager	Alex Stanic, Caroline Keen				

Performance	1M	6M	YTD	1Y	2Y	3Y	5Y	Since start
Performance	+3.85%	+21.83%	+15.49%	+31.54%	+41.44%	-	-	-3.95%
Performance p.a.	-	-	-	+31.44%	+18.93%	-	-	-1.64%
Sharpe ratio	4.03	3.00	2.38	1.88	0.78	-	-	-0.24
Volatility	13.53%	15.04%	16.15%	14.78%	19.42%	0.00%	0.00%	23.02%
Worst month	-	-3.04%	-3.04%	-4.84%	-10.24%	-15.39%	0.00%	-15.39%
Best month	-	11.32%	7.70%	11.32%	12.05%	12.05%	0.00%	12.05%
Maximum loss	-1.79%	-6.87%	-6.87%	-10.77%	-21.11%	0.00%	0.00%	-

## Distribution permission

Austria, Germany, Switzerland, Luxembourg

<sup>1</sup> Important note on update status: The displayed date refers exclusively to the calculation of the NAV.

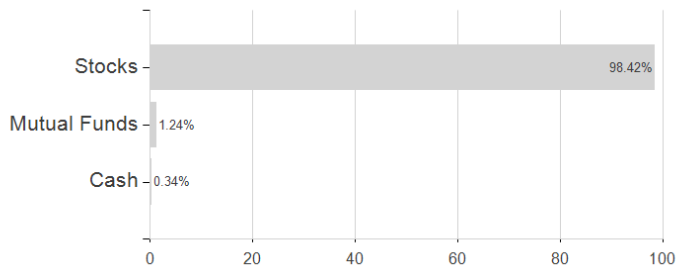
<sup>2</sup> The Mountain-View Data Fund Rating calculates a comparative ranking for funds using yield, volatility and trend data. For more information visit [MVD Funds Rating](#)

<sup>3</sup> Displays the Ethical-Dynamical Ratio calculated according to standard criteria. The maximum value is 100. For more information visit [EDA](#)

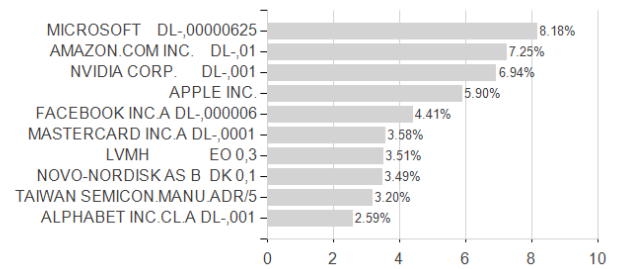
## JPM Global Growth F (acc) - USD / LU2419339622 / A3DARQ / JPMorgan AM (EU)

### Assessment Structure

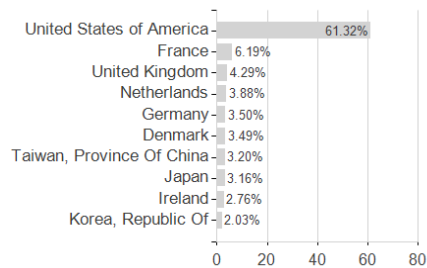
#### Assets



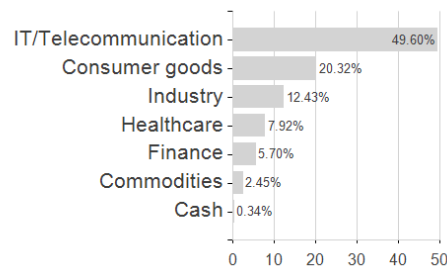
#### Largest positions



#### Countries



#### Branches



#### Currencies

