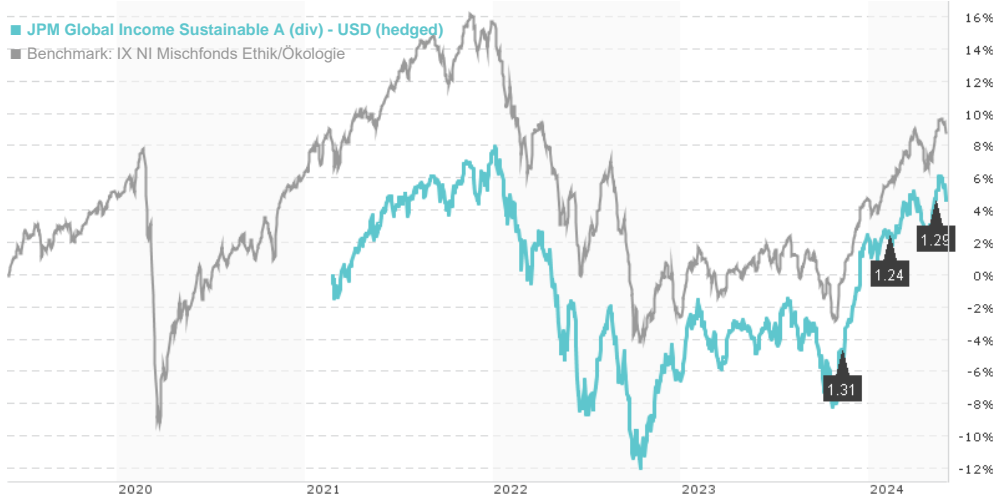


## JPM Global Income Sustainable A (div) - USD (hedged) / LU2279689660 / A2QL41 / JPMorgan AM (EU)

Last 05/30/2024 <sup>1</sup>	Region	Branch	Type of yield	Type
88.51 USD	Worldwide	Mixed fund/flexible	paying dividend	Mixed Fund

■ JPM Global Income Sustainable A (div) - USD (hedged)  
■ Benchmark: IX NI Mischfonds Ethik/Ökologie



## Risk key figures

SRI 1 2 3 4 5 6 7

Mountain-View Funds Rating<sup>2</sup>EDA<sup>3</sup> 74

## Yearly Performance

2023 +9.61%

2022 -13.16%

Master data		Conditions		Other figures	
Fund type	Single fund	Issue surcharge	5.00%	Minimum investment	USD 35,000.00
Category	Mixed Fund	Planned administr. fee	0.00%	Savings plan	-
Sub category	Mixed fund/flexible	Deposit fees	0.00%	UCITS / OGAW	Yes
Fund domicile	Luxembourg	Redemption charge	0.50%	Performance fee	0.00%
Tranch volume	(05/30/2024) EUR 0.780 mill.	Ongoing charges	-	Redeployment fee	0.00%
Total volume	(05/30/2024) EUR 99.29 mill.	Dividends		Investment company	
Launch date	2/22/2021	08.05.2024	1.29 USD	JPMorgan AM (EU) PO Box 275, 2012, Luxembourg Luxembourg <a href="https://www.jpmorganassetmanagement.de">https://www.jpmorganassetmanagement.de</a>	
KESr report funds	No	08.02.2024	1.24 USD		
Business year start	01.01.	08.11.2023	1.31 USD		
Sustainability type	Ethics/ecology	08.08.2023	1.27 USD		
Fund manager	M. Schoenhaut, E. Bernbaum, G. Herbert	11.05.2023	1.28 USD		

Performance	1M	6M	YTD	1Y	2Y	3Y	5Y	Since start
Performance	+1.50%	+6.82%	+2.23%	+9.48%	+6.57%	+0.53%	-	+4.72%
Performance p.a.	-	-	-	+9.46%	+3.23%	+0.18%	-	+1.42%
Sharpe ratio	2.83	1.77	0.31	0.90	-0.08	-0.50	-	-0.33
Volatility	5.71%	5.91%	5.76%	6.31%	7.20%	7.18%	0.00%	7.07%
Worst month	-	-1.99%	-1.99%	-2.82%	-6.96%	-6.96%	0.00%	-6.96%
Best month	-	6.11%	4.49%	6.11%	6.11%	6.11%	0.00%	6.11%
Maximum loss	-1.35%	-3.32%	-3.32%	-6.82%	-10.56%	-18.50%	0.00%	-

## Distribution permission

Austria, Germany, Switzerland, Luxembourg

<sup>1</sup> Important note on update status: The displayed date refers exclusively to the calculation of the NAV.

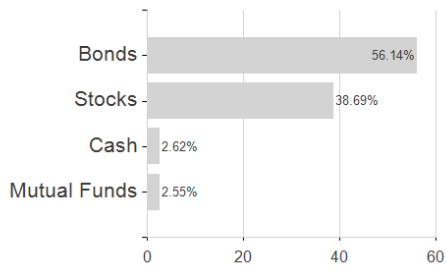
<sup>2</sup> The Mountain-View Data Fund Rating calculates a comparative ranking for funds using yield, volatility and trend data. For more information visit [MVD Funds Rating](#)

<sup>3</sup> Displays the Ethical-Dynamical Ratio calculated according to standard criteria. The maximum value is 100. For more information visit [EDA](#)

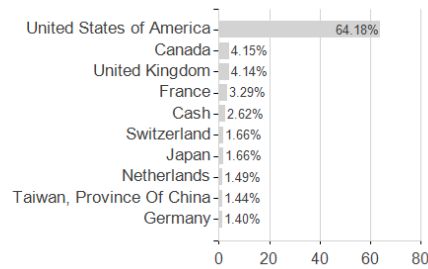
**JPM Global Income Sustainable A (div) - USD (hedged) / LU2279689660 / A2QL41 / JPMorgan AM (EU)**

**Assessment Structure**

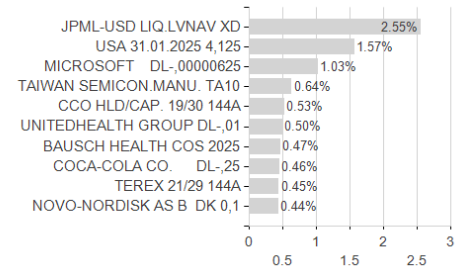
**Assets**



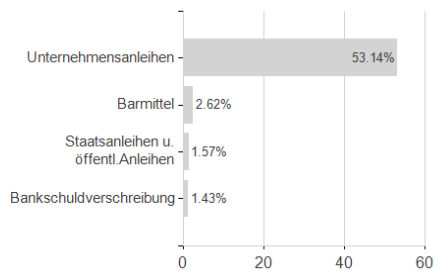
**Countries**



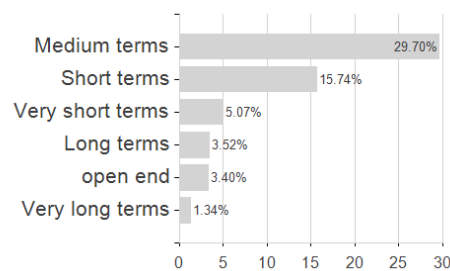
**Largest positions**



**Issuer**



**Duration**



**Currencies**

