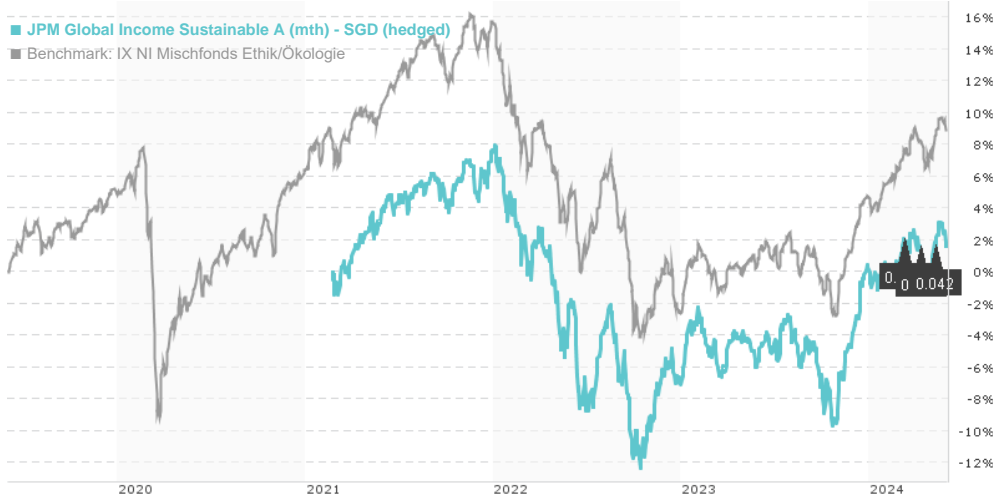


JPM Global Income Sustainable A (mth) - SGD (hedged) / LU2279689827 / A2QL42 / JPMorgan AM (EU)

Last 05/30/2024 ¹	Region	Branch	Type of yield	Type
8.62 SGD	Worldwide	Mixed fund/flexible	paying dividend	Mixed Fund

■ JPM Global Income Sustainable A (mth) - SGD (hedged)
■ Benchmark: IX NI Mischfonds Ethik/Ökologie



Risk key figures

SRI 1 2 3 4 5 6 7

Mountain-View Funds Rating²EDA³ 74

Yearly Performance

2023	+7.93%
2022	-13.63%

Master data		Conditions		Other figures	
Fund type	Single fund	Issue surcharge	5.00%	Minimum investment	USD 35,000.00
Category	Mixed Fund	Planned administr. fee	0.00%	Savings plan	-
Sub category	Mixed fund/flexible	Deposit fees	0.00%	UCITS / OGAW	Yes
Fund domicile	Luxembourg	Redemption charge	0.50%	Performance fee	0.00%
Tranch volume	(05/30/2024) EUR 3.25 mill.	Ongoing charges	-	Redeployment fee	0.00%
Total volume	(05/30/2024) EUR 99.29 mill.	Dividends		Investment company	
Launch date	2/22/2021	08.05.2024	0.04 SGD	JPMorgan AM (EU) PO Box 275, 2012, Luxembourg Luxembourg https://www.jpmorganassetmanagement.de	
KESr report funds	No	09.04.2024	0.04 SGD		
Business year start	01.01.	08.03.2024	0.04 SGD		
Sustainability type	Ethics/ecology	08.02.2024	0.04 SGD		
Fund manager	M. Schoenhaut, E. Bernbaum, G. Herbert	09.01.2024	0.04 SGD		

Performance	1M	6M	YTD	1Y	2Y	3Y	5Y	Since start
Performance	+1.19%	+5.72%	+1.31%	+7.53%	+3.55%	-2.42%	-	+1.64%
Performance p.a.	-	-	-	+7.51%	+1.76%	-0.81%	-	+0.50%
Sharpe ratio	2.09	1.35	-0.09	0.58	-0.28	-0.64	-	-0.46
Volatility	5.60%	5.99%	5.87%	6.41%	7.26%	7.23%	0.00%	7.12%
Worst month	-	-2.18%	-2.18%	-2.91%	-7.00%	-7.00%	0.00%	-7.00%
Best month	-	5.84%	4.36%	5.84%	5.84%	5.84%	0.00%	5.84%
Maximum loss	-1.49%	-3.44%	-3.44%	-7.18%	-10.80%	-18.87%	0.00%	-

Distribution permission

Austria, Germany, Switzerland, Luxembourg

¹ Important note on update status: The displayed date refers exclusively to the calculation of the NAV.

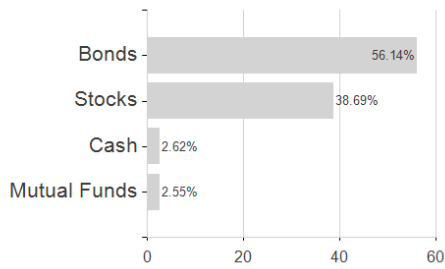
² The Mountain-View Data Fund Rating calculates a comparative ranking for funds using yield, volatility and trend data. For more information visit [MVD Funds Rating](#)

³ Displays the Ethical-Dynamical Ratio calculated according to standard criteria. The maximum value is 100. For more information visit [EDA](#)

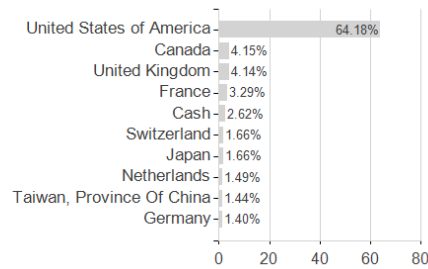
JPM Global Income Sustainable A (mth) - SGD (hedged) / LU2279689827 / A2QL42 / JPMorgan AM (EU)

Assessment Structure

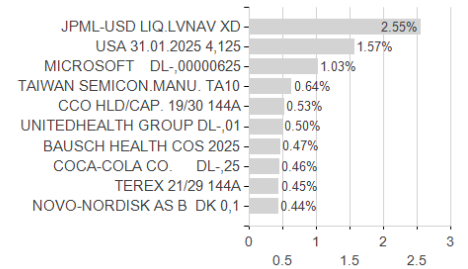
Assets



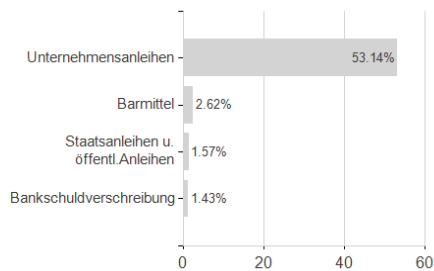
Countries



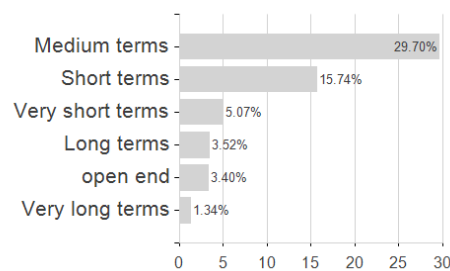
Largest positions



Issuer



Duration



Currencies

