

AB SICAV I Sust.Global Them.Pf.A GBP / LU0592692320 / A2PSAC / AllianceBernstein LU

Last 05/17/2024 ¹	Region	Branch	Type of yield	Type
32.89 GBP	Worldwide	Mixed Sectors	reinvestment	Equity Fund

■ AB SICAV I Sust.Global Them.Pf.A GBP
■ Benchmark: IX Aktien Welt



Risk key figures

SRI 1 2 3 4 5 6 7

Mountain-View Funds Rating² EDA³

76

Yearly Performance

2023	+8.76%
2022	-19.22%
2021	+22.68%
2020	+33.53%
2019	+23.48%

Master data		Conditions		Other figures	
Fund type	Single fund	Issue surcharge	5.00%	Minimum investment	GBP 2,000.00
Category	Equity	Planned administr. fee	0.00%	Savings plan	-
Sub category	Mixed Sectors	Deposit fees	0.50%	UCITS / OGAW	Yes
Fund domicile	Luxembourg	Redemption charge	0.00%	Performance fee	0.00%
Tranch volume	(05/17/2024) USD 0.679 mill.	Ongoing charges	-	Redeployment fee	0.00%
Total volume	(05/17/2024) USD 2,855.22 mill.	Dividends		Investment company	
Launch date	2/8/2011	AllianceBernstein LU			
KESr report funds	No	2-4, rue Eugene Ruppert, 2453, Luxembourg			
Business year start	01.06.	Luxembourg			
Sustainability type	Ethics/ecology	https://www.alliancebernstein.com			
Fund manager	Daniel C. Roarty, Ben Ruegsegger				

Performance	1M	6M	YTD	1Y	2Y	3Y	5Y	Since start
Performance	+4.71%	+10.85%	+5.99%	+14.68%	+14.08%	+13.37%	+64.70%	+94.96%
Performance p.a.	-	-	-	+14.64%	+6.80%	+4.27%	+10.48%	+10.02%
Sharpe ratio	6.75	1.84	1.17	0.98	0.20	0.03	0.35	0.35
Volatility	10.57%	10.47%	11.23%	11.05%	15.25%	15.72%	18.92%	17.66%
Worst month	-	-4.71%	-4.71%	-4.71%	-6.73%	-11.58%	-11.58%	-11.58%
Best month	-	5.48%	4.98%	5.48%	11.91%	11.91%	12.05%	12.05%
Maximum loss	-1.17%	-5.55%	-5.55%	-8.59%	-12.66%	-27.00%	-27.00%	-

Distribution permission

Austria, Germany, Switzerland, Luxembourg

¹ Important note on update status: The displayed date refers exclusively to the calculation of the NAV.

² The Mountain-View Data Fund Rating calculates a comparative ranking for funds using yield, volatility and trend data. For more information visit [MVD Funds Rating](#)

DISCLAIMER: The information on this page are for informational purposes only and should neither an offer to sell nor a solicitation for the purchase of the security or recommendation in favor of the security to be understood. baha GmbH assumes no liability despite thorough searches for the accuracy of the data.

Funds data from: [www.mountain-view.com](#). Fact Sheet created by: [www.baha.com](#)

Created: 05/21/2024

AB SICAV I Sust.Global Them.Pf.A GBP / LU0592692320 / A2PSAC / AllianceBernstein LU

Investment strategy

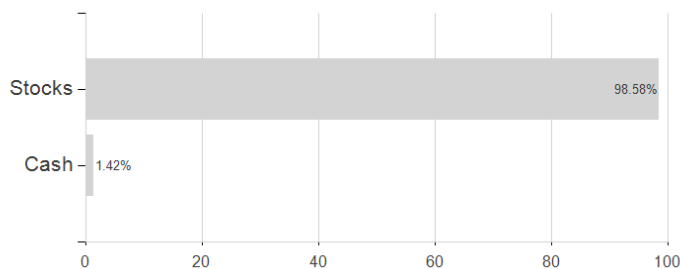
The Investment Manager invests in securities that it believes are positively exposed to environmentally- or socially-oriented sustainable investment themes derived from the UN Sustainable Development Goals (UN SDGs). The Investment Manager emphasises positive selection criteria, in particular by analysing the exposure to environmental, social and governance (ESG) factors of each security or issuer, over broad-based negative screens in assessing an issuer's exposure to such ESG factors.

Investment goal

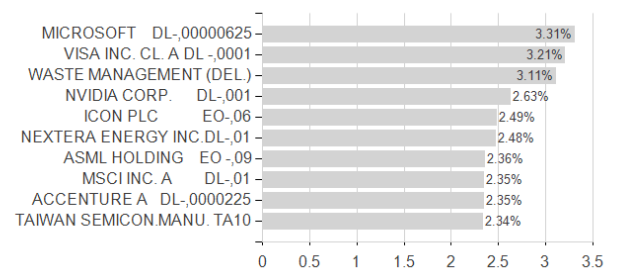
The Portfolio seeks to increase the value of your investment over time through capital growth. Under normal market conditions, the Portfolio typically invests at least 80% of its assets in equity securities of issuers that the Investment Manager believes are positively aligned with sustainable investment themes. These companies may be of any market capitalisation and from any country, including emerging market countries. The Portfolio usually invests in at least three different countries and at least 40% in equity securities of non-US companies

Assessment Structure

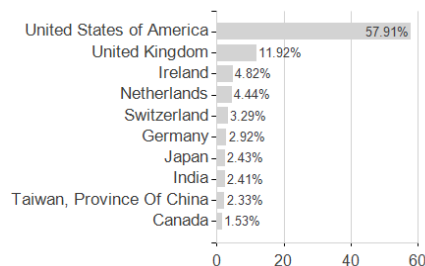
Assets



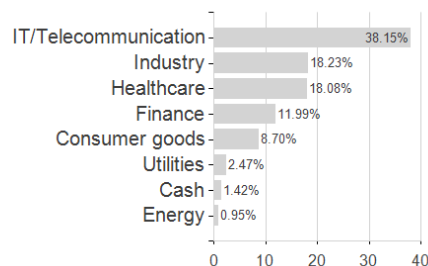
Largest positions



Countries



Branches



Currencies

