

## Ashmore Sicav E.M.Debt Z GBP / LU0861576162 / A1KAFK / Ashmore IM (IE)

Last 05/14/2024 <sup>1</sup>	Region	Branch	Type of yield	Type
49.62 GBP	Emerging Markets	Bonds: Focus Public Sector	paying dividend	Fixed-Income Fund



## Risk key figures

SRI 1 2 3 4 5 6 7

Mountain-View Funds Rating<sup>2</sup>EDA<sup>3</sup>

75

## Yearly Performance

2023	+14.19%
2022	-25.71%
2021	-6.90%

Master data		Conditions		Other figures	
Fund type	Single fund	Issue surcharge	5.00%	Minimum investment	GBP 600,000.00
Category	Bonds	Planned administr. fee	0.00%	Savings plan	-
Sub category	Bonds: Focus Public Sector	Deposit fees	0.01%	UCITS / OGAW	Yes
Fund domicile	Luxembourg	Redemption charge	0.00%	Performance fee	0.00%
Tranch volume	(05/14/2024) USD 0.527 mill.	Ongoing charges	-	Redeployment fee	0.00%
Total volume	(05/14/2024) USD 343.60 mill.	Dividends		Investment company	
Launch date	2/8/2013	02.05.2024	0.22 GBP	Ashmore IM (IE) 61 Aldwych, WC2B 4AE, London Ireland www.ashmoregroup.com	
KESr report funds	No	02.04.2024	0.18 GBP		
Business year start	01.01.	01.03.2024	0.18 GBP		
Sustainability type	-	01.02.2024	0.20 GBP		
Fund manager	Ashmore Investment Management Ltd (AIML)	02.01.2024	0.22 GBP		

Performance	1M	6M	YTD	1Y	2Y	3Y	5Y	Since start
Performance	+1.67%	+11.18%	+1.42%	+15.31%	+7.14%	-20.88%	-	-19.90%
Performance p.a.	-	-	-	+15.31%	+3.51%	-7.50%	-	-6.44%
Sharpe ratio	2.68	2.88	0.02	1.54	-0.03	-1.21	-	-1.12
Volatility	7.24%	6.96%	6.57%	7.47%	9.71%	9.34%	0.00%	9.13%
Worst month	-	-1.97%	-1.97%	-3.43%	-11.07%	-11.07%	0.00%	-11.07%
Best month	-	6.45%	5.23%	6.45%	10.64%	10.64%	0.00%	10.64%
Maximum loss	-0.83%	-3.36%	-3.36%	-7.57%	-22.65%	-42.20%	0.00%	-

## Distribution permission

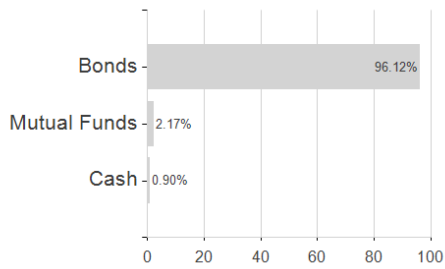
Austria, Germany, Switzerland

<sup>1</sup> Important note on update status: The displayed date refers exclusively to the calculation of the NAV.<sup>2</sup> The Mountain-View Data Fund Rating calculates a comparative ranking for funds using yield, volatility and trend data. For more information visit [MVD Funds Rating](#)<sup>3</sup> Displays the Ethical-Dynamical Ratio calculated according to standard criteria. The maximum value is 100. For more information visit [EDA](#)


**Ashmore Sicav E.M.Debt Z GBP / LU0861576162 / A1KAFK / Ashmore IM (IE)**

**Assessment Structure**

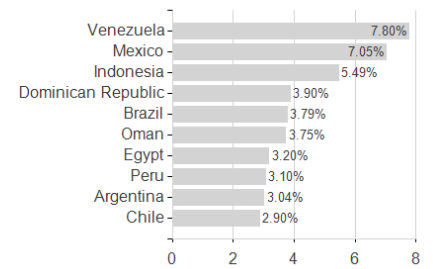
**Assets**



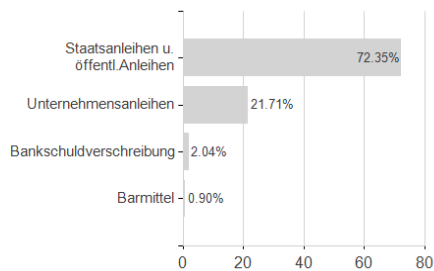
**Largest positions**



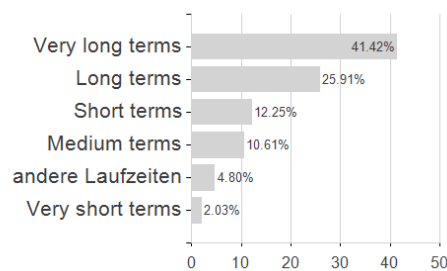
**Countries**



**Issuer**



**Duration**



**Currencies**

