

## Man GLG Pan - European Equity Growth D C / IE00BYVQ5H62 / A2AN3S / Man AM (IE)

Last 05/17/2024 <sup>1</sup>	Region	Branch	Type of yield	Type
196.51 EUR	Europe	Mixed Sectors	reinvestment	Equity Fund

■ Man GLG Pan - European Equity Growth D C  
■ Benchmark: IX Aktien Europa EUR



### Risk key figures

SRI 1 2 3 4 5 6 7

Mountain-View Funds Rating<sup>2</sup> EDA<sup>3</sup>

▲ ▲ ▲ ▲ ▲ ▲

### Yearly Performance

2023 +20.18%

Master data		Conditions		Other figures	
Fund type	Single fund	Issue surcharge	0.00%	Minimum investment	EUR 1,000.00
Category	Equity	Planned administr. fee	0.00%	Savings plan	-
Sub category	Mixed Sectors	Deposit fees	0.04%	UCITS / OGAW	Yes
Fund domicile	Ireland	Redemption charge	0.00%	Performance fee	0.00%
Tranch volume	(05/17/2024) EUR 1.36 mill.	Ongoing charges	-	Redeployment fee	0.00%
Total volume	(05/17/2024) EUR 290.72 mill.	Dividends		Investment company	
Launch date	12/6/2016	Man AM (IE)			
KESr report funds	Yes	70 Sir John Rogerson's Quay, Dublin 2, Dublin 2			
Business year start	01.01.	Ireland			
Sustainability type	-	<a href="https://www.man.com">https://www.man.com</a>			
Fund manager	Rory Powe, Virginia Nordback				

Performance	1M	6M	YTD	1Y	2Y	3Y	5Y	Since start
Performance	+1.78%	+14.84%	+9.26%	+14.38%	+29.83%	-	-	+23.31%
Performance p.a.	-	-	-	+14.34%	+13.92%	-	-	+10.81%
Sharpe ratio	1.48	2.21	1.68	0.72	0.56	-	-	0.38
Volatility	13.54%	12.85%	13.68%	14.75%	17.95%	0.00%	0.00%	18.39%
Worst month	-	-5.18%	-5.18%	-5.53%	-8.26%	0.00%	0.00%	-8.26%
Best month	-	12.46%	9.12%	12.46%	13.14%	0.00%	0.00%	13.14%
Maximum loss	-2.40%	-6.11%	-6.10%	-13.83%	-17.14%	0.00%	0.00%	-

### Distribution permission

Austria, Germany, Switzerland

<sup>1</sup> Important note on update status: The displayed date refers exclusively to the calculation of the NAV.

<sup>2</sup> The Mountain-View Data Fund Rating calculates a comparative ranking for funds using yield, volatility and trend data. For more information visit [MVD Funds Rating](#)

<sup>3</sup> Displays the Ethical-Dynamical Ratio calculated according to standard criteria. The maximum value is 100. For more information visit [EDA](#)

## Man GLG Pan - European Equity Growth D C / IE00BYVQ5H62 / A2AN3S / Man AM (IE)

### Investment strategy

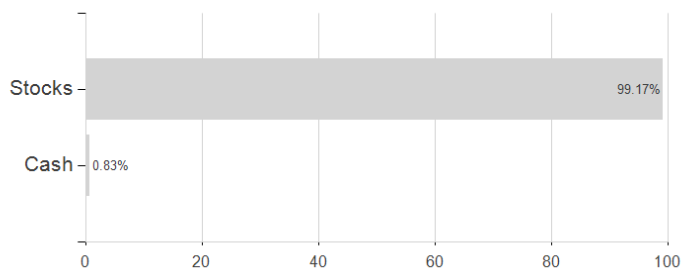
The Fund will typically hold between 25-35 positions. The Fund is a concentrated long-only fund which invests in shares of European companies (or companies which derive a predominant part of their revenues from activities in Europe). The Investment Manager, through the application of detailed screening criteria, seeks to invest in companies which are either established market leaders in their industries or which demonstrate a competitive advantage in new and underdeveloped markets with the majority of the portfolio invested in the former. The Fund will have a Pan-European focus including the UK and will not focus on any industry or sector. The Fund may actively use financial derivative instruments (ie instruments whose prices are dependent on one or more underlying assets ("FDI")) to achieve the investment objective, for hedging against anticipated movements in a market or a security, or where it is more economically effective than directly holding the underlying asset.

### Investment goal

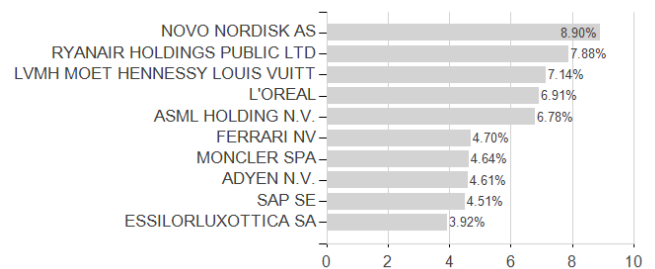
The Fund's objective is to provide medium to long term capital growth.

### Assessment Structure

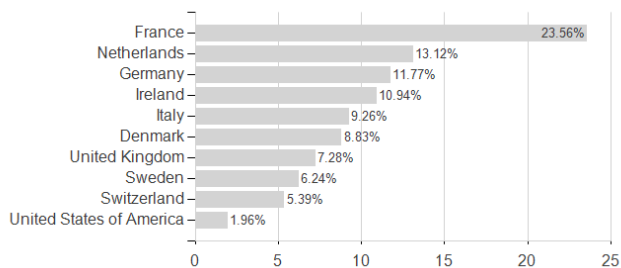
#### Assets



#### Largest positions



#### Countries



#### Branches

