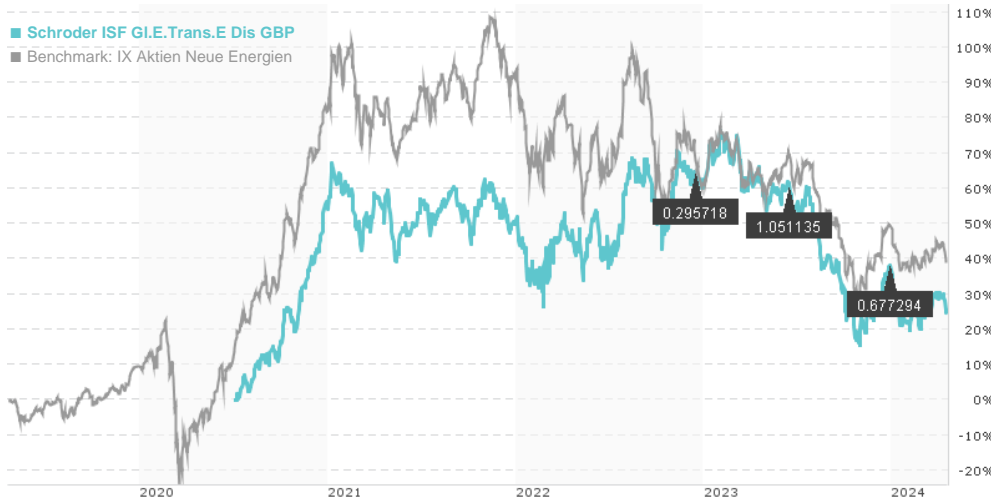


## Schroder ISF Gl.E.Trans.E Dis GBP / LU2191243091 / A2P61P / Schroder IM (EU)

Last 04/18/2024 <sup>1</sup>	Region	Branch	Type of yield	Type
96.29 GBP	Worldwide	Sector Energy	paying dividend	Equity Fund



### Risk key figures

SRI 1 2 3 4 5 6 7

Mountain-View Funds Rating<sup>2</sup> EDA<sup>3</sup>

▲ ▲ ▲ ▲ ▲ ▲ 99

### Yearly Performance

2023	-13.76%
2022	+6.66%
2021	-2.57%

Master data		Conditions		Other figures	
Fund type	Single fund	Issue surcharge	1.00%	Minimum investment	USD 1,000.00
Category	Equity	Planned administr. fee	0.00%	Savings plan	-
Sub category	Sector Energy	Deposit fees	0.30%	UCITS / OGAW	Yes
Fund domicile	Luxembourg	Redemption charge	0.00%	Performance fee	0.00%
Tranch volume	(04/18/2024) USD 3.29 mill.	Ongoing charges	-	Redeployment fee	0.00%
Total volume	(04/18/2024) USD 1,251.87 mill.	<b>Dividends</b>		<b>Investment company</b>	
Launch date	7/6/2020	28.12.2023	0.68 GBP	Schroder IM (EU) 5, rue Höhenhof, 1736, Senningerberg Luxembourg <a href="https://www.schroders.com">https://www.schroders.com</a>	
KESt report funds	Yes	15.06.2023	1.05 GBP		
Business year start	01.01.	15.12.2022	0.30 GBP		
Sustainability type	New energies	30.06.2022	1.10 GBP		
Fund manager	Mark Lacey, Felix Odey, Alex Monk	16.12.2021	0.65 GBP		

Performance	1M	6M	YTD	1Y	2Y	3Y	5Y	Since start
Performance	-0.46%	-0.94%	-9.39%	-24.59%	-13.87%	-18.47%	-	+25.43%
Performance p.a.	-	-	-	-24.54%	-7.19%	-6.58%	-	+6.17%
Sharpe ratio	-0.65	-0.29	-1.87	-1.56	-0.55	-0.49	-	0.11
Volatility	14.12%	19.82%	17.34%	18.25%	20.32%	21.27%	0.00%	20.56%
Worst month	-	-12.38%	-11.51%	-12.38%	-12.38%	-12.38%	0.00%	-12.38%
Best month	-	10.28%	10.28%	10.28%	15.27%	15.27%	0.00%	17.59%
Maximum loss	-4.21%	-13.42%	-11.56%	-30.51%	-34.56%	-34.56%	0.00%	-

### Distribution permission

Austria, Germany, Switzerland

<sup>1</sup> Important note on update status: The displayed date refers exclusively to the calculation of the NAV.

<sup>2</sup> The Mountain-View Data Fund Rating calculates a comparative ranking for funds using yield, volatility and trend data. For more information visit [MVD Funds Rating](#)

<sup>3</sup> Displays the Ethical-Dynamical Ratio calculated according to standard criteria. The maximum value is 100. For more information visit [EDA](#)

## Schroder ISF Gl.E.Trans.E Dis GBP / LU2191243091 / A2P61P / Schroder IM (EU)

### Investment strategy

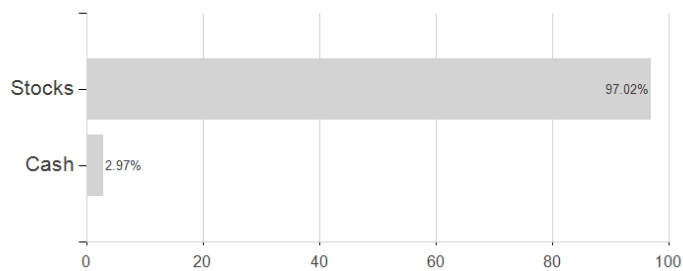
The fund is actively managed and invests its assets in (i) sustainable investments, which are investments in companies that (a) generate at least 50% of their revenue from activities that contribute towards the global transition towards lower-carbon sources of energy such as lower- carbon energy production, distribution, storage, transport and associated supply chain, material provider and technology companies or (b) generate a lower percentage of their revenue from these activities where the Investment Manager considers they are playing critical roles in the transition based on the company's capital expenditure, operating expenditure or market share and (ii) investments that the investment manager deems to be neutral under its sustainability criteria.

### Investment goal

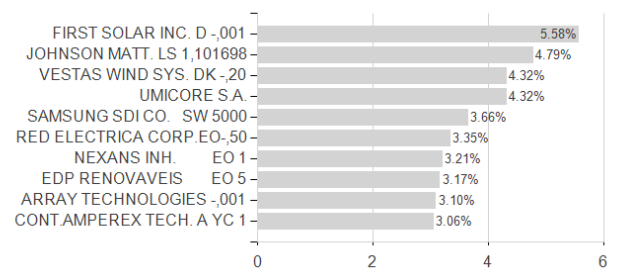
The fund aims to provide capital growth by investing in equities of companies worldwide that the investment manager believes are associated with the global transition towards lower-carbon sources of energy and which the investment manager deems to be sustainable investments.

### Assessment Structure

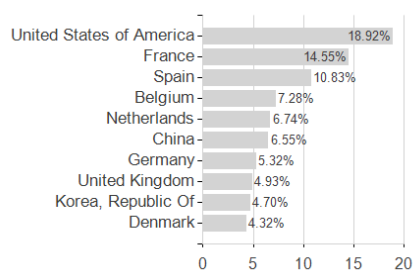
#### Assets



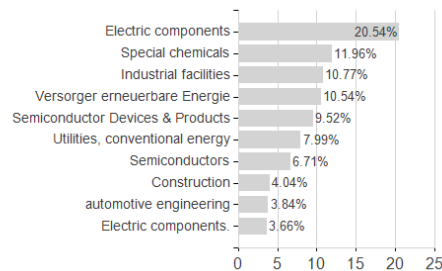
#### Largest positions



#### Countries



#### Branches



#### Currencies

