

Schroder ISF GI.Man.Gr.E Acc ZAR H / LU2149260247 / A2P2N6 / Schroder IM (EU)

| Last 05/15/2024 ¹ | Region | Branch | Type of yield | Type |
|------------------------------|-----------|---------------------|---------------|------------|
| 2118.74 ZAR | Worldwide | Mixed fund/flexible | reinvestment | Mixed Fund |

■ Schroder ISF GI.Man.Gr.E Acc ZAR H
■ Benchmark: IX DF Mischfonds flexibel



Risk key figures

SRI 1 2 3 4 5 6 7

Mountain-View Funds Rating² EDA³

▲ ▲ ▲ ▲ ▲ ▲

Yearly Performance

| | |
|------|---------|
| 2023 | +14.76% |
| 2022 | -12.25% |
| 2021 | +15.26% |

| Master data | | Conditions | | Other figures | |
|---------------------|------------------------------|---|-------|--------------------|--------------|
| Fund type | Single fund | Issue surcharge | 1.00% | Minimum investment | USD 1,000.00 |
| Category | Mixed Fund | Planned administr. fee | 0.00% | Savings plan | - |
| Sub category | Mixed fund/flexible | Deposit fees | 0.30% | UCITS / OGAW | Yes |
| Fund domicile | Luxembourg | Redemption charge | 0.00% | Performance fee | 0.00% |
| Tranch volume | (05/15/2024) USD 0.014 mill. | Ongoing charges | - | Redeployment fee | 0.00% |
| Total volume | (05/15/2024) USD 7.47 mill. | Dividends | | Investment company | |
| Launch date | 7/20/2020 | Schroder IM (EU) | | | |
| KESr report funds | Yes | 5, rue Höhenhof, 1736, Senningerberg | | | |
| Business year start | 01.01. | Luxembourg | | | |
| Sustainability type | - | https://www.schroders.com | | | |
| Fund manager | - | | | | |

| Performance | 1M | 6M | YTD | 1Y | 2Y | 3Y | 5Y | Since start |
|------------------|--------|---------|--------|---------|---------|---------|-------|-------------|
| Performance | +1.76% | +14.82% | +4.48% | +14.86% | +18.19% | +14.10% | - | +39.93% |
| Performance p.a. | - | - | - | +14.86% | +8.73% | +4.49% | - | +9.29% |
| Sharpe ratio | 2.62 | 4.43 | 1.42 | 1.61 | 0.65 | 0.09 | - | 0.73 |
| Volatility | 7.94% | 6.40% | 6.31% | 6.87% | 7.56% | 7.52% | 0.00% | 7.56% |
| Worst month | - | -1.84% | -1.84% | -3.48% | -6.46% | -6.46% | 0.00% | -6.46% |
| Best month | - | 7.04% | 6.04% | 7.04% | 7.04% | 7.04% | 0.00% | 8.21% |
| Maximum loss | -2.08% | -3.59% | -3.59% | -8.02% | -10.69% | -18.36% | 0.00% | - |

Distribution permission

Austria, Germany, Switzerland

¹ Important note on update status: The displayed date refers exclusively to the calculation of the NAV.

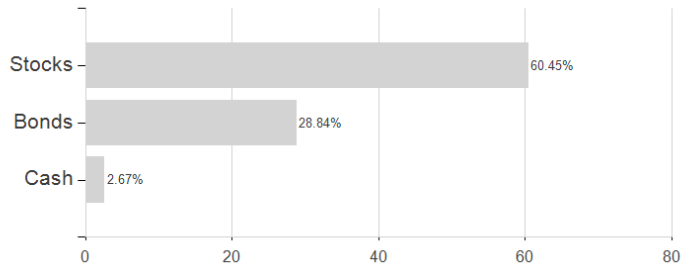
² The Mountain-View Data Fund Rating calculates a comparative ranking for funds using yield, volatility and trend data. For more information visit [MVD Funds Rating](#)

³ Displays the Ethical-Dynamical Ratio calculated according to standard criteria. The maximum value is 100. For more information visit [EDA](#)

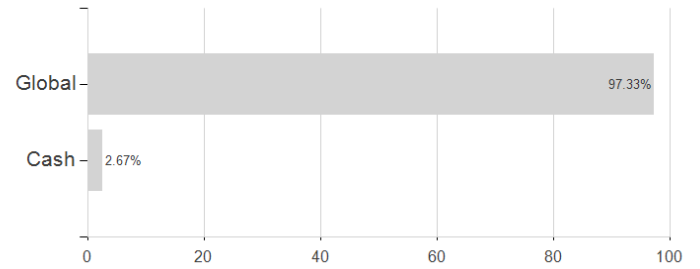
Schroder ISF GI.Man.Gr.E Acc ZAR H / LU2149260247 / A2P2N6 / Schroder IM (EU)

Assessment Structure

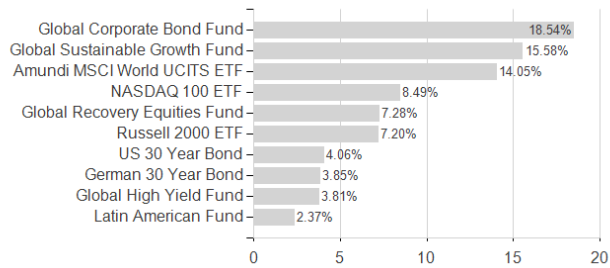
Assets



Countries



Largest positions



Currencies

