

**T.Rowe P.F.S.E.Local M.B.F.I.(EUR) / LU1629937985 / A2DUKN / T.Rowe Price M. (LU)**

Last 05/17/2024 <sup>1</sup>	Region	Branch	Type of yield	Type
<b>10.86 EUR</b>	Emerging Markets	Bonds: Mixed	reinvestment	Fixed-Income Fund



**Risk key figures**

SRI 1 2 3 4 5 6 7

Mountain-View Funds Rating<sup>2</sup> EDA<sup>3</sup>

71

**Yearly Performance**

2023	+10.99%
2022	-4.42%
2021	-1.83%
2020	-4.42%
2019	+15.90%

Master data		Conditions		Other figures	
Fund type	Single fund	Issue surcharge	0.00%	Minimum investment	USD 2,500,000.00
Category	Bonds	Planned administr. fee	0.00%	Savings plan	-
Sub category	Bonds: Mixed	Deposit fees	0.02%	UCITS / OGAW	Yes
Fund domicile	Luxembourg	Redemption charge	0.00%	Performance fee	0.00%
Tranch volume	(05/17/2024) USD 38.18 mill.	Ongoing charges	-	Redeployment fee	0.00%
Total volume	(05/17/2024) USD 108.85 mill.	Dividends		Investment company	
Launch date	6/16/2017	T.Rowe Price M. (LU)			
KESr report funds	Yes	100 East Pratt Street, MD 21202, Baltimore			
Business year start	01.01.	United States of America			
Sustainability type	-	https://www.troweprice.com			
Fund manager	Andrew Keirle				

Performance	1M	6M	YTD	1Y	2Y	3Y	5Y	Since start
Performance	+1.78%	+3.04%	+0.46%	+5.95%	+11.04%	+7.31%	+10.70%	+8.60%
Performance p.a.	-	-	-	+5.93%	+5.37%	+2.38%	+2.05%	+1.20%
Sharpe ratio	4.50	0.49	-0.54	0.37	0.26	-0.23	-0.24	-0.36
Volatility	4.48%	4.90%	4.74%	5.71%	6.09%	6.19%	7.37%	7.26%
Worst month	-	-1.30%	-1.30%	-1.52%	-3.11%	-3.11%	-12.10%	-12.10%
Best month	-	2.82%	2.37%	2.82%	3.18%	3.18%	4.84%	5.12%
Maximum loss	-0.56%	-2.66%	-2.66%	-4.98%	-6.88%	-8.76%	-19.41%	-

**Distribution permission**

Austria, Germany, Switzerland

<sup>1</sup> Important note on update status: The displayed date refers exclusively to the calculation of the NAV.

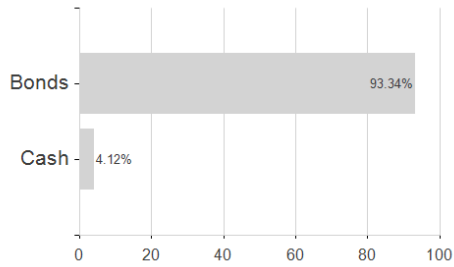
<sup>2</sup> The Mountain-View Data Fund Rating calculates a comparative ranking for funds using yield, volatility and trend data. For more information visit [MVD Funds Rating](#)

<sup>3</sup> Displays the Ethical-Dynamical Ratio calculated according to standard criteria. The maximum value is 100. For more information visit [EDA](#)

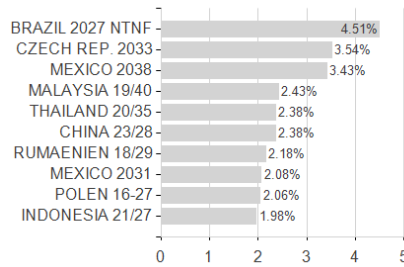
T.Rowe P.F.S.E.Local M.B.F.I(EUR) / LU1629937985 / A2DUKN / T.Rowe Price M. (LU)

## Assessment Structure

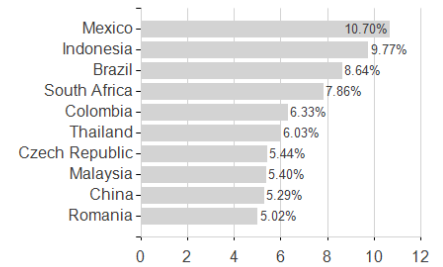
### Assets



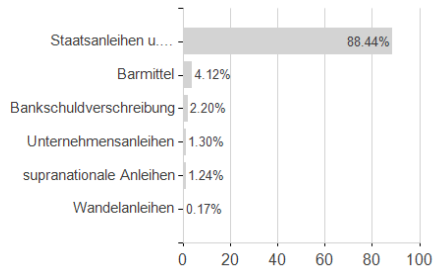
### Largest positions



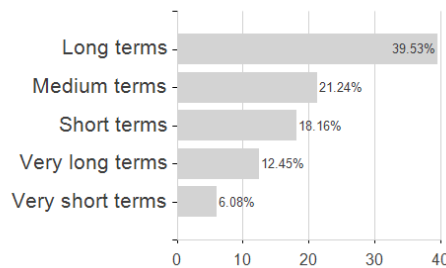
### Countries



### Issuer



### Duration



### Currencies

