

M&G(Lux)Opt.Income Fd.J Dis USD H / LU1992161981 / A2PKQ0 / M&G Luxembourg

Last 05/02/2024 ¹	Region	Branch	Type of yield	Type
9.73 USD	Worldwide	Mixed Fund/Focus Bonds	paying dividend	Mixed Fund

■ M&G(Lux)Opt.Income Fd.J Dis USD H
■ Benchmark: IX Mischfonds anleihenorient. USD



Risk key figures

SRI 1 2 3 4 5 6 7

Mountain-View Funds Rating²EDA³

Yearly Performance

2023	+13.52%
2022	-9.64%
2021	+2.70%
2020	+3.78%

Master data		Conditions		Other figures	
Fund type	Single fund	Issue surcharge	1.25%	Minimum investment	EUR 200,000,000.00
Category	Mixed Fund	Planned administr. fee	0.00%	Savings plan	-
Sub category	Mixed Fund/Focus Bonds	Deposit fees	0.40%	UCITS / OGAW	Yes
Fund domicile	Luxembourg	Redemption charge	0.00%	Performance fee	0.00%
Tranch volume	-	Ongoing charges	-	Redeployment fee	0.00%
Total volume	(05/02/2024) EUR 9,379.26 mill.	Dividends		Investment company	
Launch date	5/28/2019	22.04.2024	0.04 USD	M&G Luxembourg 16, Boulevard Royal, 2449, Luxembourg Luxembourg https://www.mandg.lu	
KESr report funds	Yes	18.03.2024	0.04 USD		
Business year start	01.04.	19.02.2024	0.05 USD		
Sustainability type	-	22.01.2024	0.04 USD		
Fund manager	Richard Woolnough, Stefan Isaacs	18.12.2023	0.04 USD		

Performance	1M	6M	YTD	1Y	2Y	3Y	5Y	Since start
Performance	-1.14%	+6.27%	-1.71%	+7.12%	+10.18%	+1.60%	+14.19%	+14.19%
Performance p.a.	-	-	-	+7.10%	+4.97%	+0.53%	+2.73%	+2.73%
Sharpe ratio	-2.78	1.58	-1.68	0.57	0.17	-0.56	-	-0.19
Volatility	6.06%	5.82%	5.31%	5.80%	6.78%	5.84%	0.00%	5.71%
Worst month	-	-2.03%	-2.03%	-2.03%	-4.71%	-4.71%	-8.84%	-8.84%
Best month	-	4.48%	4.48%	4.48%	4.82%	4.82%	5.51%	5.51%
Maximum loss	-2.06%	-2.78%	-2.78%	-3.45%	-9.97%	-16.79%	0.00%	-

Distribution permission

Austria, Germany, Switzerland

¹ Important note on update status: The displayed date refers exclusively to the calculation of the NAV.

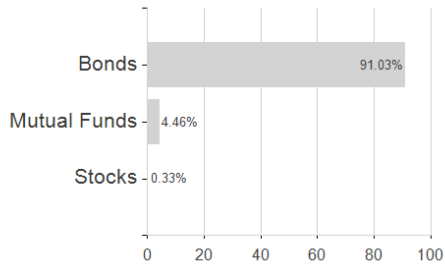
² The Mountain-View Data Fund Rating calculates a comparative ranking for funds using yield, volatility and trend data. For more information visit [MVD Funds Rating](#)

³ Displays the Ethical-Dynamical Ratio calculated according to standard criteria. The maximum value is 100. For more information visit [EDA](#)

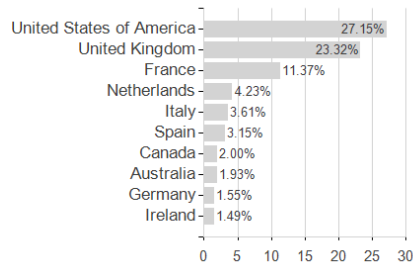
M&G(Lux)Opt.Income Fd.J Dis USD H / LU1992161981 / A2PKQ0 / M&G Luxembourg

Assessment Structure

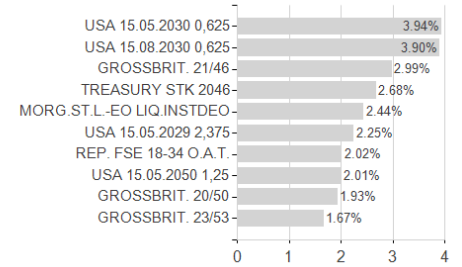
Assets



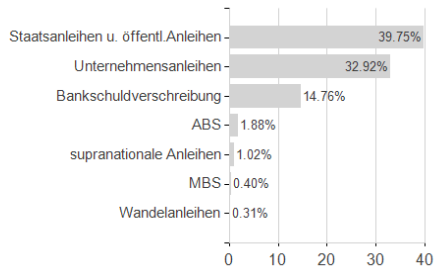
Countries



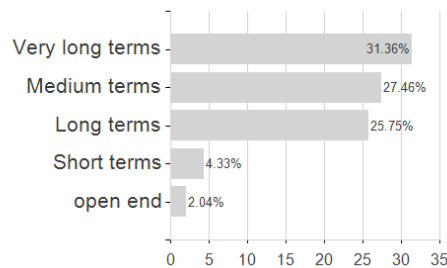
Largest positions



Issuer



Duration



Currencies

