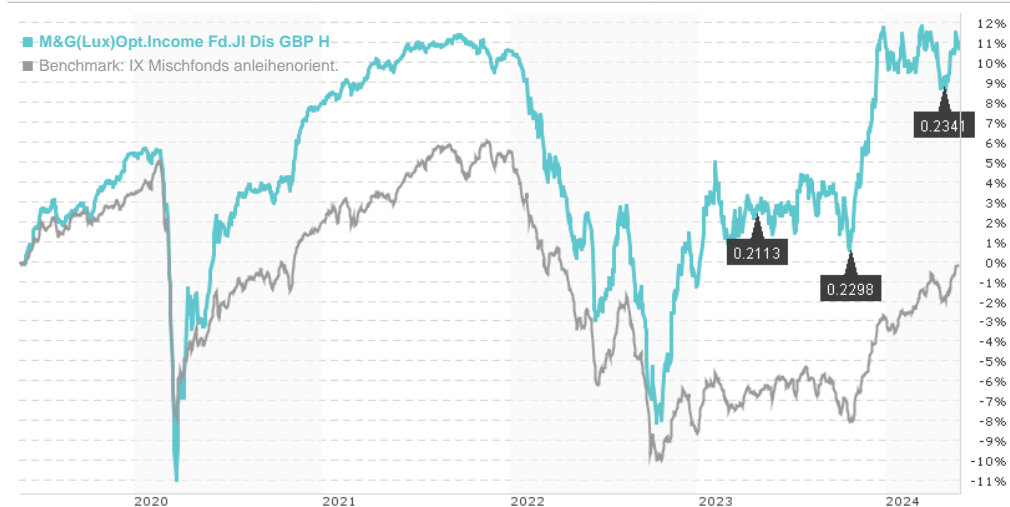


## M&G(Lux)Opt.Income Fd.JI Dis GBP H / LU1992162799 / A2PKQ7 / M&G Luxembourg

Last 05/22/2024 <sup>1</sup>	Region	Branch	Type of yield	Type
9.39 GBP	Worldwide	Mixed Fund/Focus Bonds	paying dividend	Mixed Fund



### Risk key figures

SRI 1 2 3 4 5 6 7

Mountain-View Funds Rating<sup>2</sup> EDA<sup>3</sup>

69

### Yearly Performance

2023	+12.64%
2022	-10.59%
2021	+2.47%
2020	+2.47%

Master data		Conditions		Other figures	
Fund type	Single fund	Issue surcharge	0.00%	Minimum investment	EUR 200,000,000.00
Category	Mixed Fund	Planned administr. fee	0.00%	Savings plan	-
Sub category	Mixed Fund/Focus Bonds	Deposit fees	0.40%	UCITS / OGAW	Yes
Fund domicile	Luxembourg	Redemption charge	0.00%	Performance fee	0.00%
Tranch volume	-	Ongoing charges	-	Redeployment fee	0.00%
Total volume	(05/22/2024) EUR 9,453.01 mill.	<b>Dividends</b>		<b>Investment company</b>	
Launch date	5/28/2019	22.04.2024	0.23 GBP	M&G Luxembourg 16, Boulevard Royal, 2449, Luxembourg Luxembourg https://www.mandg.lu	
KESr report funds	No	23.10.2023	0.23 GBP		
Business year start	01.04.	24.04.2023	0.21 GBP		
Sustainability type	-	24.10.2022	0.19 GBP		
Fund manager	Richard Woolnough, Stefan Isaacs	25.04.2022	0.12 GBP		

Performance	1M	6M	YTD	1Y	2Y	3Y	5Y	Since start
Performance	+1.81%	+4.44%	-0.60%	+8.32%	+9.91%	+0.63%	+10.77%	+10.77%
Performance p.a.	-	-	-	+8.29%	+4.84%	+0.21%	+2.07%	+2.07%
Sharpe ratio	3.71	0.95	-1.00	0.77	0.15	-0.61	-	-0.30
Volatility	5.55%	5.60%	5.38%	5.87%	6.86%	5.94%	0.00%	5.76%
Worst month	-	-2.11%	-2.11%	-2.11%	-4.97%	-4.97%	-9.33%	-9.33%
Best month	-	4.49%	4.41%	4.49%	4.67%	4.67%	5.38%	5.38%
Maximum loss	-0.71%	-2.87%	-2.87%	-3.65%	-10.63%	-17.49%	0.00%	-

### Distribution permission

Austria, Germany, Switzerland

<sup>1</sup> Important note on update status: The displayed date refers exclusively to the calculation of the NAV.

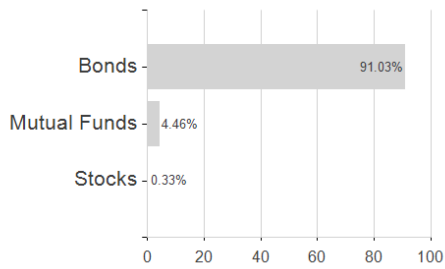
<sup>2</sup> The Mountain-View Data Fund Rating calculates a comparative ranking for funds using yield, volatility and trend data. For more information visit [MVD Funds Rating](#)

<sup>3</sup> Displays the Ethical-Dynamical Ratio calculated according to standard criteria. The maximum value is 100. For more information visit [EDA](#)

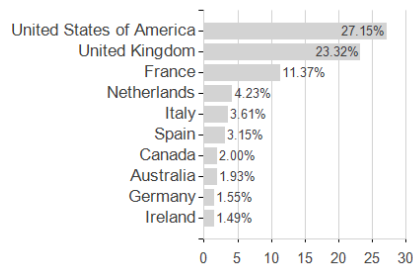
**M&G(Lux)Opt.Income Fd.JI Dis GBP H / LU1992162799 / A2PKQ7 / M&G Luxembourg**

**Assessment Structure**

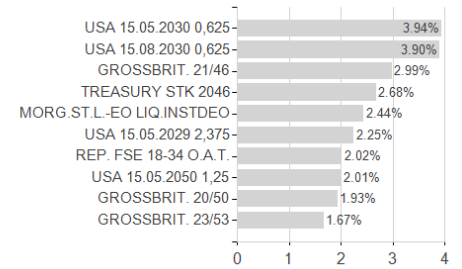
**Assets**



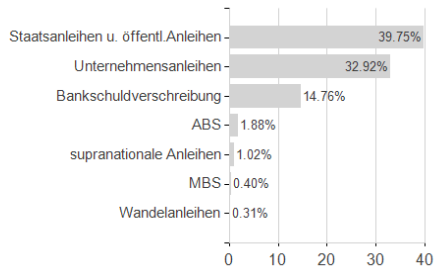
**Countries**



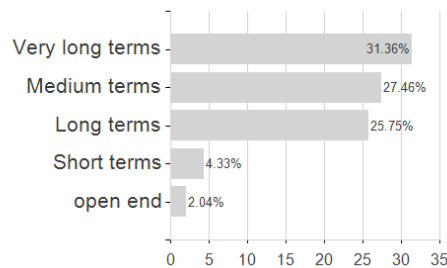
**Largest positions**



**Issuer**



**Duration**



**Currencies**

