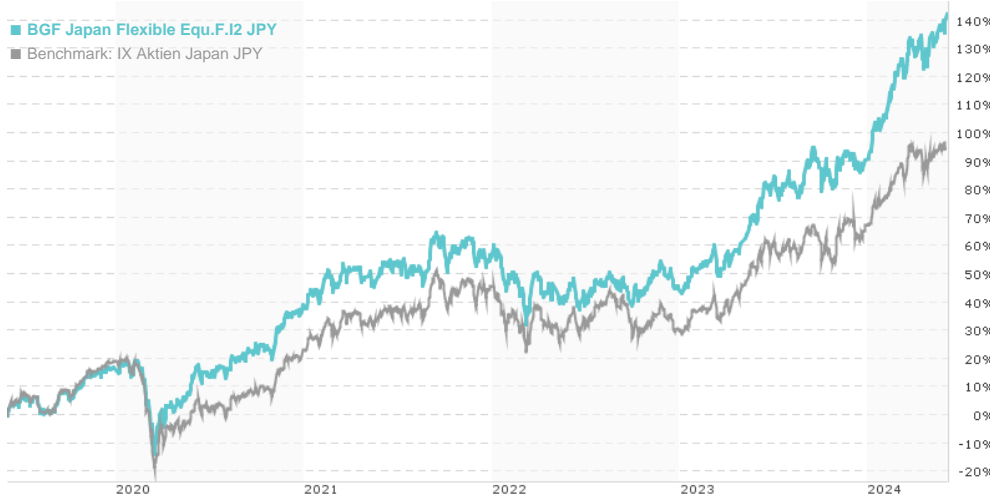


## BGF Japan Flexible Equ.F.I2 JPY / LU1495982941 / A2ASHZ / BlackRock (LU)

Last 06/03/2024 <sup>1</sup>	Country	Branch	Type of yield	Type
2878.00 JPY	Japan	Mixed Sectors	reinvestment	Equity Fund

■ BGF Japan Flexible Equ.F.I2 JPY  
■ Benchmark: IX Aktien Japan JPY



## Risk key figures

SRI 1 2 3 4 5 6 7

Mountain-View Funds Rating<sup>2</sup> EDA<sup>3</sup>

69

## Yearly Performance

2023	+31.30%
2022	-7.11%
2021	+12.14%
2020	+19.05%
2019	+20.12%

Master data		Conditions		Other figures	
Fund type	Single fund	Issue surcharge	0.00%	Minimum investment	USD 10,000,000.00
Category	Equity	Planned administr. fee	0.00%	Savings plan	-
Sub category	Mixed Sectors	Deposit fees	0.45%	UCITS / OGAW	Yes
Fund domicile	Luxembourg	Redemption charge	0.00%	Performance fee	0.00%
Tranch volume	-	Ongoing charges	-	Redeployment fee	0.00%
Total volume	(06/03/2024) JPY 88,689.00 mill.	Dividends		Investment company	
Launch date	9/28/2016	BlackRock (LU)			
KESr report funds	No	35a Avenue JF Kennedy, 1855, Luxembourg			
Business year start	01.09.	Luxembourg			
Sustainability type	-	<a href="https://www.blackrock.com">https://www.blackrock.com</a>			
Fund manager	Rie Shigekawa				

Performance	1M	6M	YTD	1Y	2Y	3Y	5Y	Since start
Performance	+2.75%	+27.12%	+27.06%	+37.90%	+65.59%	+57.10%	+141.85%	+165.50%
Performance p.a.	-	-	-	+38.02%	+28.64%	+16.23%	+19.30%	+13.84%
Sharpe ratio	3.37	3.76	4.85	2.19	1.65	0.78	0.91	0.63
Volatility	11.45%	15.54%	15.26%	15.71%	15.05%	15.95%	17.09%	15.99%
Worst month	-	-0.53%	-0.53%	-3.04%	-5.93%	-6.09%	-8.87%	-10.92%
Best month	-	8.39%	8.39%	8.39%	8.39%	8.39%	12.34%	12.34%
Maximum loss	-2.00%	-5.05%	-5.05%	-8.02%	-8.02%	-19.89%	-28.21%	-

## Distribution permission

Austria, Germany, Switzerland

<sup>1</sup> Important note on update status: The displayed date refers exclusively to the calculation of the NAV.

<sup>2</sup> The Mountain-View Data Fund Rating calculates a comparative ranking for funds using yield, volatility and trend data. For more information visit [MVD Funds Rating](#)

DISCLAIMER: The information on this page are for informational purposes only and should neither an offer to sell nor a solicitation for the purchase of the security or recommendation in favor of the security to be understood. baha GmbH assumes no liability despite thorough searches for the accuracy of the data.

Funds data from: [www.mountain-view.com](http://www.mountain-view.com). Fact Sheet created by: [www.baha.com](http://www.baha.com)

Created: 06/04/2024

## BGF Japan Flexible Equ.F.I2 JPY / LU1495982941 / A2ASHZ / BlackRock (LU)

### Investment strategy

The Investment Adviser (IA) may use financial derivative instruments (FDIs) (i.e. investments the prices of which are based on one or more underlying assets) for investment purposes in order to achieve the investment objective of the Fund, and/or to reduce risk within the Fund's portfolio, reduce investment costs and generate additional income. The Fund may, via FDIs, generate varying amounts of market leverage (i.e. where the Fund gains market exposure in excess of the value of its assets).

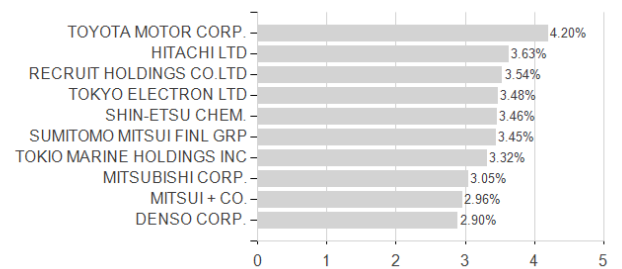
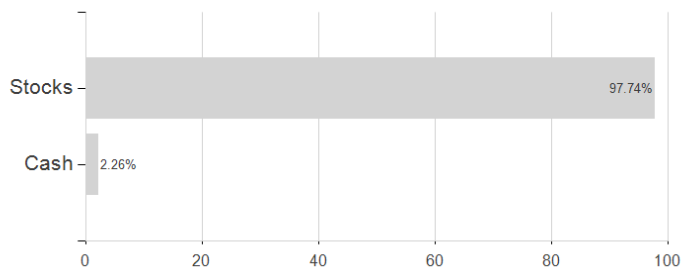
### Investment goal

The Fund aims to maximise the return on your investment through a combination of capital growth and income on the Fund's assets and invest in a manner consistent with the principles of environmental, social and governance (ESG) investing. The Fund invests at least 70% of its total assets in the equity securities (e.g. shares) of companies domiciled in, or the main business of which is in, Japan. Depending on market conditions, the Fund will aim to invest in equity securities of companies that are, in the investment adviser's opinion, undervalued (i.e. their share price does not reflect their underlying worth) or have good growth potential.

### Assessment Structure

#### Assets

#### Largest positions



#### Countries

#### Branches

#### Currencies

