

## BGF Asian Tiger Bond F.A3 AUD H / LU0841155764 / A1J56D / BlackRock (LU)

Last 06/03/2024 <sup>1</sup>	Region	Branch	Type of yield	Type
7.97 AUD	Asia/Pacific	Bonds: Mixed	paying dividend	Fixed-Income Fund



### Risk key figures

SRI 1 2 3 4 5 6 7

Mountain-View Funds Rating<sup>2</sup> EDA<sup>3</sup>

77

### Yearly Performance

2023	+4.09%
2022	-17.21%
2021	-7.00%

Master data		Conditions		Other figures	
Fund type	Single fund	Issue surcharge	5.00%	Minimum investment	USD 5,000.00
Category	Bonds	Planned administr. fee	0.00%	Savings plan	-
Sub category	Bonds: Mixed	Deposit fees	0.45%	UCITS / OGAW	Yes
Fund domicile	Luxembourg	Redemption charge	0.00%	Performance fee	0.00%
Tranch volume	-	Ongoing charges	-	Redeployment fee	0.00%
Total volume	(06/03/2024) USD 2,203.04 mill.	<b>Dividends</b>		<b>Investment company</b>	
Launch date	10/24/2012	31.05.2024	0.03 AUD	BlackRock (LU) 35a Avenue JF Kennedy, 1855, Luxembourg Luxembourg https://www.blackrock.com	
KESr report funds	No	30.04.2024	0.04 AUD		
Business year start	01.09.	28.03.2024	0.03 AUD		
Sustainability type	-	29.02.2024	0.03 AUD		
Fund manager	Neeraj Seth, Ronie Ganguly, Venn Saltirov	31.01.2024	0.04 AUD		

Performance	1M	6M	YTD	1Y	2Y	3Y	5Y	Since start
Performance	+1.15%	+4.83%	+2.28%	+5.13%	-0.20%	-17.81%	-	-18.04%
Performance p.a.	-	-	-	+5.14%	-0.10%	-6.32%	-	-5.70%
Sharpe ratio	2.91	1.51	0.44	0.34	-0.81	-2.11	-	-2.06
Volatility	3.68%	4.10%	3.93%	4.07%	4.81%	4.79%	0.00%	4.60%
Worst month	-	-1.68%	-1.68%	-1.68%	-4.48%	-4.48%	0.00%	-4.48%
Best month	-	2.76%	2.76%	3.73%	4.42%	4.42%	0.00%	4.42%
Maximum loss	-0.63%	-1.99%	-1.99%	-4.80%	-12.91%	-28.54%	0.00%	-

### Distribution permission

Austria, Germany, Switzerland

<sup>1</sup> Important note on update status: The displayed date refers exclusively to the calculation of the NAV.

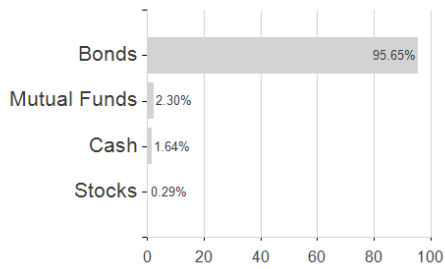
<sup>2</sup> The Mountain-View Data Fund Rating calculates a comparative ranking for funds using yield, volatility and trend data. For more information visit [MVD Funds Rating](#)

<sup>3</sup> Displays the Ethical-Dynamical Ratio calculated according to standard criteria. The maximum value is 100. For more information visit [EDA](#)

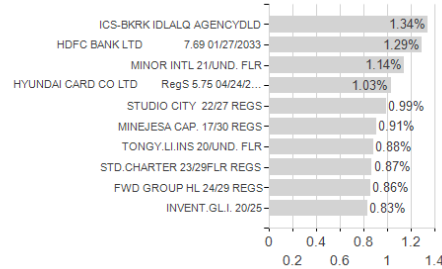
## BGF Asian Tiger Bond F.A3 AUD H / LU0841155764 / A1J56D / BlackRock (LU)

### Assessment Structure

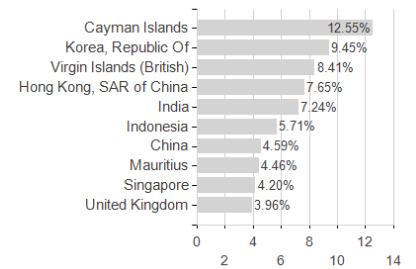
#### Assets



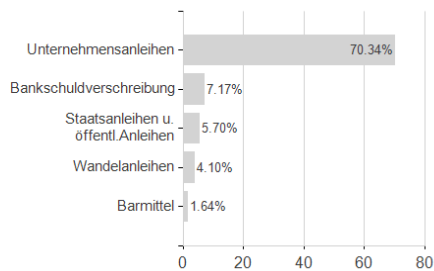
#### Largest positions



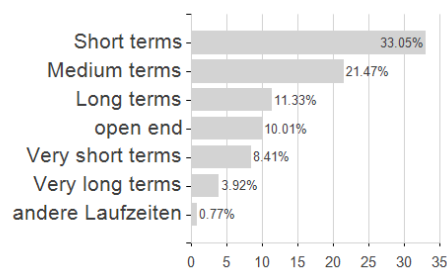
#### Countries



#### Issuer



#### Duration



#### Currencies

