

Invesco Bal.-Risk Alloc.I ADIs AUD H / LU2500661124 / A3DTAF / Invesco Management

| Last 05/28/2024 ¹ | Region | Branch | Type of yield | Type |
|------------------------------|-----------|-------------|-----------------|------------|
| 10.00 AUD | Worldwide | Multi-asset | paying dividend | Mixed Fund |



Risk key figures

SRI 1 2 3 4 5 6 7

Mountain-View Funds Rating² EDA³

▲ ▲ ▲ ▲ ▲ ▲

Yearly Performance

2023 +5.34%

| Master data | | Conditions | | Other figures | |
|---------------------|----------------------------------|----------------------------|----------|--|-------------------|
| Fund type | Single fund | Issue surcharge | 0.00% | Minimum investment | AUD 15,000,000.00 |
| Category | Mixed Fund | Planned administr. fee | 0.00% | Savings plan | - |
| Sub category | Multi-asset | Deposit fees | 0.01% | UCITS / OGAW | Yes |
| Fund domicile | Luxembourg | Redemption charge | 0.00% | Performance fee | 0.00% |
| Tranch volume | - | Ongoing charges | - | Redeployment fee | 0.00% |
| Total volume | (05/28/2024) EUR 1,104.19 mill. | Dividends | | Investment company | |
| Launch date | 8/8/2022 | 01.03.2024 | 0.14 AUD | Invesco Management | |
| KESt report funds | No | 01.03.2023 | 0.00 AUD | An der Welle 5, 60322, Frankfurt am Main | |
| Business year start | 29.02. | Germany | | | |
| Sustainability type | - | https://www.de.invesco.com | | | |
| Fund manager | The Global Asset Allocation Team | | | | |

| Performance | 1M | 6M | YTD | 1Y | 2Y | 3Y | 5Y | Since start |
|------------------|--------|--------|--------|--------|--------|-------|-------|-------------|
| Performance | +1.63% | +8.23% | +4.66% | +9.52% | - | - | - | +1.43% |
| Performance p.a. | - | - | - | +9.55% | - | - | - | +0.79% |
| Sharpe ratio | 3.14 | 2.29 | 1.43 | 0.89 | - | - | - | -0.39 |
| Volatility | 5.95% | 5.88% | 5.70% | 6.49% | 0.00% | 0.00% | 0.00% | 7.66% |
| Worst month | - | -1.10% | -1.10% | -2.58% | -7.49% | 0.00% | 0.00% | -7.49% |
| Best month | - | 4.07% | 3.28% | 4.07% | 4.07% | 0.00% | 0.00% | 4.07% |
| Maximum loss | -0.99% | -2.67% | -2.50% | -5.72% | 0.00% | 0.00% | 0.00% | - |

Distribution permission

Austria, Germany, Switzerland

¹ Important note on update status: The displayed date refers exclusively to the calculation of the NAV.

² The Mountain-View Data Fund Rating calculates a comparative ranking for funds using yield, volatility and trend data. For more information visit [MVD Funds Rating](#)

³ Displays the Ethical-Dynamical Ratio calculated according to standard criteria. The maximum value is 100. For more information visit [EDA](#)

Invesco Bal.-Risk Alloc.I ADis AUD H / LU2500661124 / A3DTAF / Invesco Management

Investment strategy

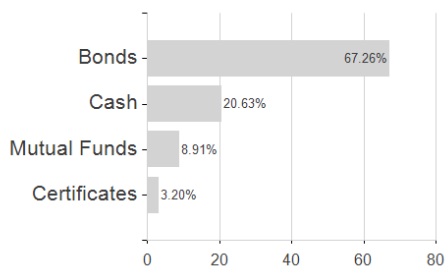
The Fund intends to gain exposure primarily to shares of companies, debt instruments (issued by governments or companies with a minimum rating of B- by Standard and Poor's rating agency or equivalent) and commodities worldwide. The Fund intends to gain exposure to assets that are expected to perform differently across the three stages of the market cycle, namely recession, non-inflationary growth and inflationary growth. The Fund may use securities lending for efficient portfolio management purposes. The Fund may make significant use of derivatives (complex instruments) in order to (i) reduce the risk and/or generate additional capital or income and/or (ii) meet the Fund's investment objectives by generating varying amounts of leverage (i.e. where the Fund gains market exposure in excess of the net asset value of the Fund).

Investment goal

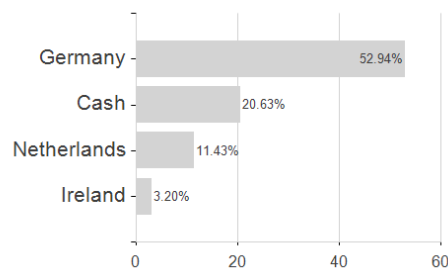
The objective of the Fund is to achieve a positive total return over a market cycle with a low to moderate correlation to traditional financial market indices.

Assessment Structure

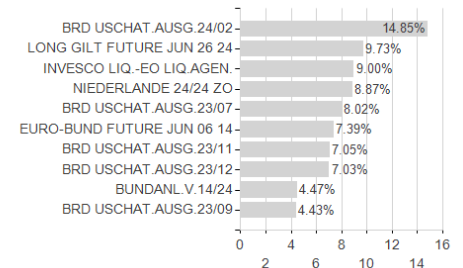
Assets



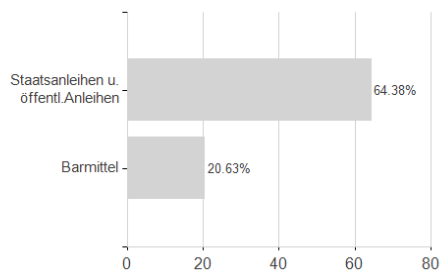
Countries



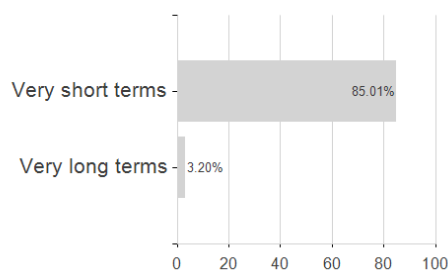
Largest positions



Issuer



Duration



Currencies

