

Temp.EM Smaller Comp.Fd.Y JPY / LU1649319867 / A2DVDW / Franklin Templeton

Last 05/31/2024 ¹	Region	Branch	Type of yield	Type
1795.26 JPY	Emerging Markets	Mixed Sectors	paying dividend	Equity Fund

■ Temp.EM Smaller Comp.Fd.Y JPY
■ Benchmark: IX Aktien Emerging Markets



Risk key figures

SRI 1 2 3 4 5 6 7

Mountain-View Funds Rating² EDA³

76

Yearly Performance

2023 +24.42%

Master data		Conditions		Other figures	
Fund type	Single fund	Issue surcharge	0.00%	Minimum investment	USD 1,000.00
Category	Equity	Planned administr. fee	0.00%	Savings plan	-
Sub category	Mixed Sectors	Deposit fees	0.14%	UCITS / OGAW	Yes
Fund domicile	Luxembourg	Redemption charge	0.00%	Performance fee	0.00%
Tranch volume	-	Ongoing charges	-	Redeployment fee	0.00%
Total volume	(04/30/2024) USD 392.32 mill.	Dividends		Investment company	
Launch date	7/28/2017	03.07.2023	50.07 JPY	Franklin Templeton	
KESr report funds	No	Schottenring 16, 2.OG, 1010, Wien			
Business year start	01.07.	Austria			
Sustainability type	-	https://www.franklintempleton.at			
Fund manager	Chetan Sehgal, Vikas Chiranewal, Krzysztof Musialik				

Performance	1M	6M	YTD	1Y	2Y	3Y	5Y	Since start
Performance	+0.64%	+17.84%	+18.25%	+33.08%	-	-	-	+41.96%
Performance p.a.	-	-	-	+32.98%	-	-	-	+26.39%
Sharpe ratio	0.42	3.43	4.77	2.52	-	-	-	1.72
Volatility	9.51%	10.27%	9.77%	11.63%	0.00%	0.00%	0.00%	13.14%
Worst month	-	-0.35%	-0.35%	-3.17%	-3.17%	0.00%	0.00%	-3.17%
Best month	-	7.47%	7.47%	7.99%	7.99%	0.00%	0.00%	7.99%
Maximum loss	-2.04%	-3.34%	-3.34%	-7.41%	0.00%	0.00%	0.00%	-

Distribution permission

Austria, Germany, Switzerland

1 Important note on update status: The displayed date refers exclusively to the calculation of the NAV.

2 The Mountain-View Data Fund Rating calculates a comparative ranking for funds using yield, volatility and trend data. For more information visit [MVD Funds Rating](#)

3 Displays the Ethical-Dynamical Ratio calculated according to standard criteria. The maximum value is 100. For more information visit [EDA](#)

Temp.EM Smaller Comp.Fd.Y JPY / LU1649319867 / A2DVDW / Franklin Templeton

Investment strategy

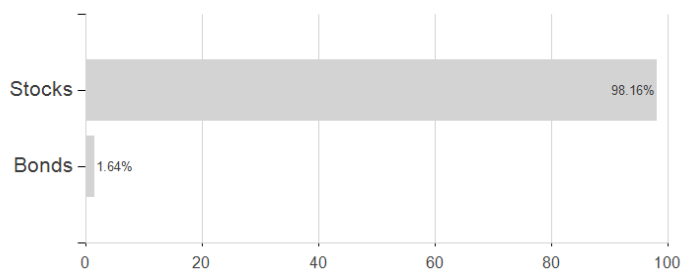
The Fund pursues an actively managed investment strategy and invests mainly in: - equity securities issued by smaller companies (i.e. with a market capitalisation within the range of the market capitalisations of companies included in the MSCI Emerging Markets Small Cap Index) located in, or doing significant business in, emerging markets The Fund can invest to a lesser extent in: - equity and equity-related securities (such as participatory notes) issued by companies of any size located in any country - debt securities of any quality (including lower quality debt such as non-investment grade securities) issued by companies and governments in any country - derivatives for hedging and efficient portfolio management The investment team uses global research expertise with a focus on identifying companies in emerging markets that it believes to be overlooked by other investors and to offer an opportunity for increased value over the long term. The benchmark of the Fund is the MSCI Emerging Markets Small Cap Index-NR. The Fund uses a benchmark index to define small caps as the range of acceptable market caps at initial purchase and also as a reference for Investors to compare against the Funds' performance. The Fund is not obliged to hold any of the benchmark constituents and may indeed invest up to 100% of its net assets outside the benchmark.

Investment goal

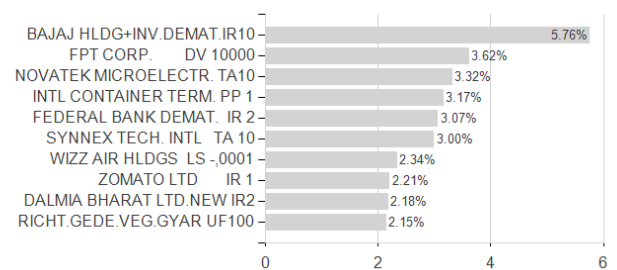
Templeton Emerging Markets Smaller Companies Fund (the "Fund") is classified as Article 8 under EU Sustainable Finance Disclosure Regulation and aims to increase the value of its investments over the medium to long term.

Assessment Structure

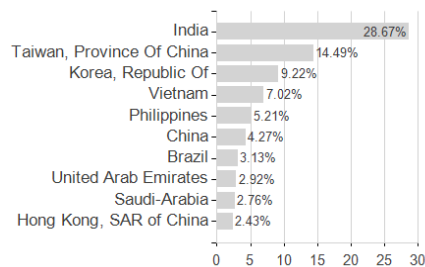
Assets



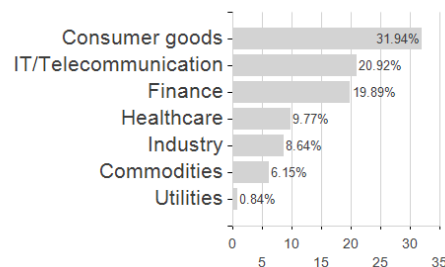
Largest positions



Countries



Branches



Currencies

