

M&G(Lux)GI.FI.Rate HY Fd.A Dis HKD H / LU1959281699 / MG0079 / M&G Luxembourg

Last 05/31/2024 ¹	Region	Branch	Type of yield	Type
93.84 HKD	Worldwide	Bonds: Mixed	paying dividend	Fixed-Income Fund

■ M&G(Lux)GI.FI.Rate HY Fd.A Dis HKD H
■ Benchmark: IX Anleihen gemischt High-Yield



Risk key figures

SRI 1 2 3 4 5 6 7

Mountain-View Funds Rating² EDA³

72

Yearly Performance

2023	+12.23%
2022	-1.61%
2021	+5.30%
2020	+1.33%

Master data		Conditions		Other figures	
Fund type	Single fund	Issue surcharge	4.00%	Minimum investment	EUR 1,000.00
Category	Bonds	Planned administr. fee	0.00%	Savings plan	Yes
Sub category	Bonds: Mixed	Deposit fees	0.40%	UCITS / OGAW	Yes
Fund domicile	Luxembourg	Redemption charge	0.00%	Performance fee	0.00%
Tranch volume	-	Ongoing charges	-	Redeployment fee	0.00%
Total volume	(05/31/2024) USD 2,274.31 mill.	Dividends		Investment company	
Launch date	4/8/2019	21.05.2024	0.69 HKD	M&G Luxembourg 16, Boulevard Royal, 2449, Luxembourg Luxembourg https://www.mandg.lu	
KESt report funds	No	22.04.2024	0.61 HKD		
Business year start	01.04.	18.03.2024	0.63 HKD		
Sustainability type	-	19.02.2024	0.72 HKD		
Fund manager	James Tomlins, Lu Yu, Stefan Isaacs	22.01.2024	0.64 HKD		

Performance	1M	6M	YTD	1Y	2Y	3Y	5Y	Since start
Performance	+0.82%	+4.88%	+3.41%	+10.20%	+17.99%	+16.29%	+25.89%	+25.71%
Performance p.a.	-	-	-	+10.18%	+8.61%	+5.16%	+4.71%	+4.54%
Sharpe ratio	8.21	4.10	3.03	2.89	1.24	0.37	0.18	0.15
Volatility	0.76%	1.52%	1.55%	2.22%	3.90%	3.69%	5.14%	5.08%
Worst month	-	0.10%	0.10%	-0.26%	-4.13%	-4.13%	-16.42%	-16.42%
Best month	-	1.66%	1.42%	1.66%	2.99%	2.99%	5.90%	5.90%
Maximum loss	-0.06%	-0.42%	-0.42%	-1.01%	-5.00%	-8.42%	-19.87%	-

Distribution permission

Austria, Germany, Switzerland

¹ Important note on update status: The displayed date refers exclusively to the calculation of the NAV.

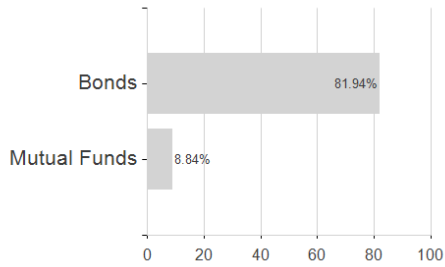
² The Mountain-View Data Fund Rating calculates a comparative ranking for funds using yield, volatility and trend data. For more information visit [MVD Funds Rating](#)

³ Displays the Ethical-Dynamical Ratio calculated according to standard criteria. The maximum value is 100. For more information visit [EDA](#)


M&G(Lux)GI.FI.Rate HY Fd.A Dis HKD H / LU1959281699 / MG0079 / M&G Luxembourg

Assessment Structure

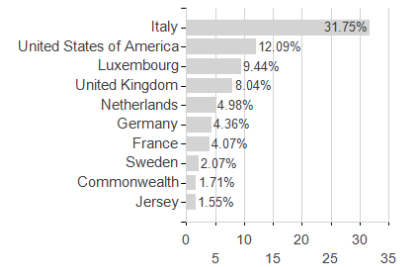
Assets



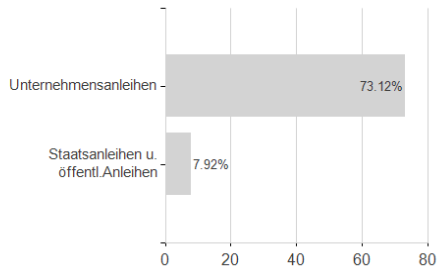
Largest positions



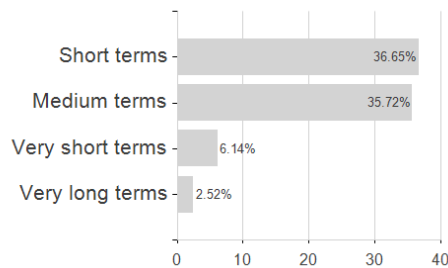
Countries



Issuer



Duration



Currencies

