

M&G(Lux)Opt.Income Fd.CI Dis USD H / LU1797814768 / A2JPX5 / M&G Luxembourg

Last 05/28/2024 ¹	Region	Branch	Type of yield	Type
9.87 USD	Worldwide	Mixed Fund/Focus Bonds	paying dividend	Mixed Fund

■ M&G(Lux)Opt.Income Fd.CI Dis USD H
■ Benchmark: IX Mischfonds anleihenorient. USD



Risk key figures

SRI 1 2 3 4 5 6 7

Mountain-View Funds Rating² EDA³

69

Yearly Performance

2023	+13.22%
2022	-9.71%
2021	+2.52%
2020	+3.34%

Master data		Conditions		Other figures	
Fund type	Single fund	Issue surcharge	1.25%	Minimum investment	EUR 500,000.00
Category	Mixed Fund	Planned administr. fee	0.00%	Savings plan	-
Sub category	Mixed Fund/Focus Bonds	Deposit fees	0.40%	UCITS / OGAW	Yes
Fund domicile	Luxembourg	Redemption charge	0.00%	Performance fee	0.00%
Tranch volume	-	Ongoing charges	-	Redeployment fee	0.00%
Total volume	(05/28/2024) EUR 9,426.12 mill.	Dividends		Investment company	
Launch date	1/21/2019	22.04.2024	0.24 USD	M&G Luxembourg 16, Boulevard Royal, 2449, Luxembourg Luxembourg https://www.mandg.lu	
KESt report funds	Yes	23.10.2023	0.24 USD		
Business year start	01.04.	24.04.2023	0.22 USD		
Sustainability type	-	24.10.2022	0.19 USD		
Fund manager	Richard Woolnough, Stefan Isaacs	25.04.2022	0.13 USD		

Performance	1M	6M	YTD	1Y	2Y	3Y	5Y	Since start
Performance	+1.13%	+4.77%	-0.59%	+8.83%	+9.69%	+2.15%	+13.98%	+13.91%
Performance p.a.	-	-	-	+8.86%	+4.74%	+0.71%	+2.65%	+2.51%
Sharpe ratio	2.13	1.08	-0.99	0.88	0.14	-0.53	-0.20	-0.23
Volatility	5.33%	5.58%	5.30%	5.78%	6.76%	5.87%	5.69%	5.59%
Worst month	-	-2.03%	-2.03%	-2.03%	-4.73%	-4.73%	-8.86%	-8.86%
Best month	-	4.45%	4.45%	4.45%	4.84%	4.84%	5.29%	5.29%
Maximum loss	-0.96%	-2.78%	-2.78%	-3.49%	-9.98%	-16.85%	-16.85%	-

Distribution permission

Austria, Germany, Switzerland, Luxembourg

¹ Important note on update status: The displayed date refers exclusively to the calculation of the NAV.

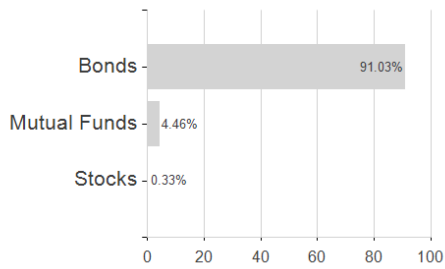
² The Mountain-View Data Fund Rating calculates a comparative ranking for funds using yield, volatility and trend data. For more information visit [MVD Funds Rating](#)

³ Displays the Ethical-Dynamical Ratio calculated according to standard criteria. The maximum value is 100. For more information visit [EDA](#)

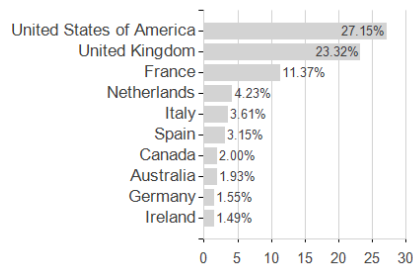
M&G(Lux)Opt.Income Fd.CI Dis USD H / LU1797814768 / A2JPX5 / M&G Luxembourg

Assessment Structure

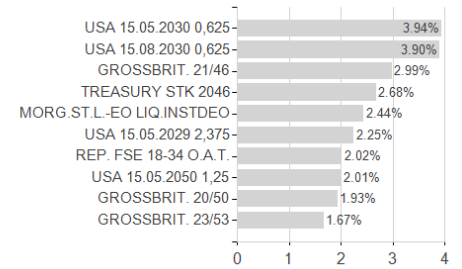
Assets



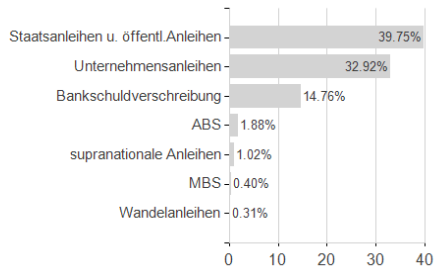
Countries



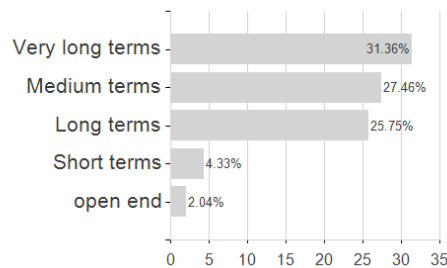
Largest positions



Issuer



Duration



Currencies

