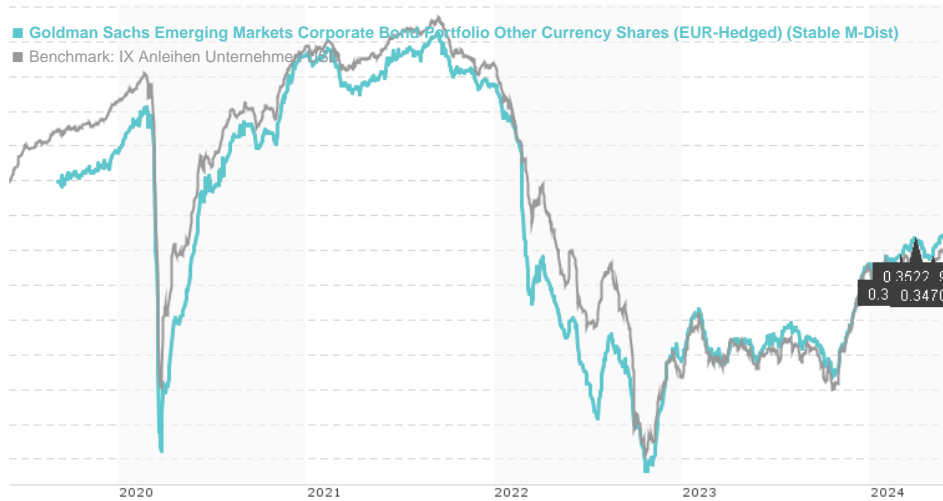


Goldman Sachs Emerging Markets Corporate Bond Portfolio Other Currency Shares (EUR-Hedged) (Stable M-Dist) /

Last 05/31/2024 ¹	Region	Branch	Type of yield	Type
75.78 EUR	Emerging Markets	Corporate Bonds	paying dividend	Fixed-Income Fund



Risk key figures

SRI 1 2 3 4 5 6 7

Mountain-View Funds Rating² EDA³

74

Yearly Performance

2023	+6.21%
2022	-15.12%
2021	-1.55%
2020	+5.58%

Master data		Conditions		Other figures	
Fund type	Single fund	Issue surcharge	5.50%	Minimum investment	EUR 5,000.00
Category	Bonds	Planned administr. fee	0.00%	Savings plan	-
Sub category	Corporate Bonds	Deposit fees	0.00%	UCITS / OGAW	Yes
Fund domicile	Luxembourg	Redemption charge	0.00%	Performance fee	0.00%
Tranch volume	(05/31/2024) USD 1.06 mill.	Ongoing charges	-	Redeployment fee	0.00%
Total volume	(05/31/2024) USD 2,781.69 mill.	Dividends		Investment company	
Launch date	9/6/2019	30.04.2024	0.35 EUR	Goldman Sachs AM BV	
KESt report funds	Yes	28.03.2024	0.35 EUR	Schenkkade 65, 2509, LL Den Haag	
Business year start	01.12.	29.02.2024	0.35 EUR	Netherlands	
Sustainability type	-	31.01.2024	0.35 EUR	www.gsam.com	
Fund manager	-	29.12.2023	0.35 EUR		

Performance	1M	6M	YTD	1Y	2Y	3Y	5Y	Since start
Performance	+0.54%	+4.05%	+1.07%	+6.90%	+4.55%	-9.47%	-	-3.74%
Performance p.a.	-	-	-	+6.88%	+2.25%	-3.26%	-	-0.80%
Sharpe ratio	1.22	1.90	-0.57	1.06	-0.39	-1.67	-	-0.81
Volatility	2.30%	2.37%	2.06%	2.95%	3.98%	4.21%	0.00%	5.64%
Worst month	-	-1.11%	-1.11%	-1.17%	-4.69%	-6.55%	-14.48%	-14.48%
Best month	-	3.54%	2.95%	3.54%	5.73%	5.73%	5.73%	5.73%
Maximum loss	-0.71%	-1.29%	-1.29%	-3.37%	-9.58%	-23.23%	0.00%	-

Distribution permission

Austria, Germany, Switzerland

¹ Important note on update status: The displayed date refers exclusively to the calculation of the NAV.

² The Mountain-View Data Fund Rating calculates a comparative ranking for funds using yield, volatility and trend data. For more information visit [MVD Funds Rating](#)

³ Displays the Ethical-Dynamical Ratio calculated according to standard criteria. The maximum value is 100. For more information visit [EDA](#)

Goldman Sachs Emerging Markets Corporate Bond Portfolio Other Currency Shares (EUR-Hedged) (Stable M-Dist) /

Investment strategy

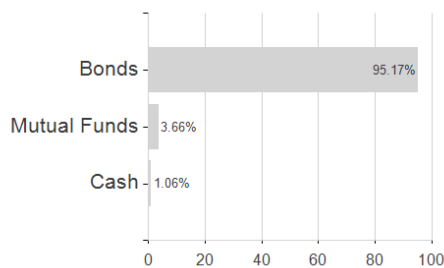
The Portfolio will mostly invest in fixed income securities of emerging market companies. Such companies are either based in or earn most of their profits or revenues from emerging markets. The Portfolio may also invest in fixed income securities of companies which are based anywhere in the world. The Portfolio will not invest more than 33% of its assets in other securities and instruments. Additionally, it will not invest more than 10% in convertibles (securities that can be converted into other types of securities). These convertibles may include contingent convertible bonds ("CoCos") of banks, finance and insurance companies which have a particular risk profile as set out below. The Portfolio may, under certain circumstances, have limited holdings in shares and similar instruments. The Portfolio may invest, up to 30%, in mainland China debt securities.

Investment goal


The Portfolio seeks to provide income and capital growth over the longer term.

Assessment Structure

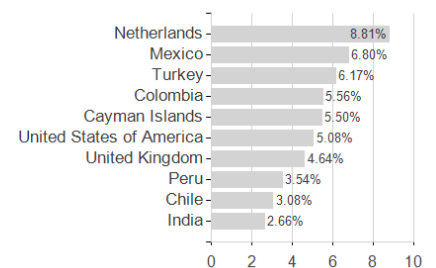
Assets



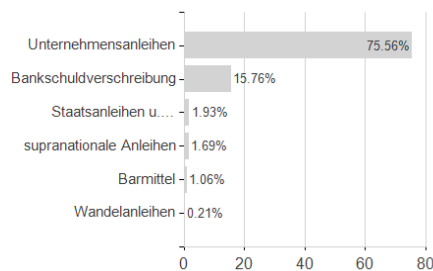
Largest positions



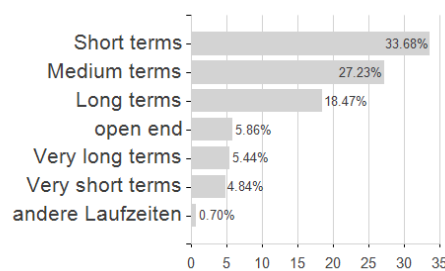
Countries



Issuer



Duration



Currencies

