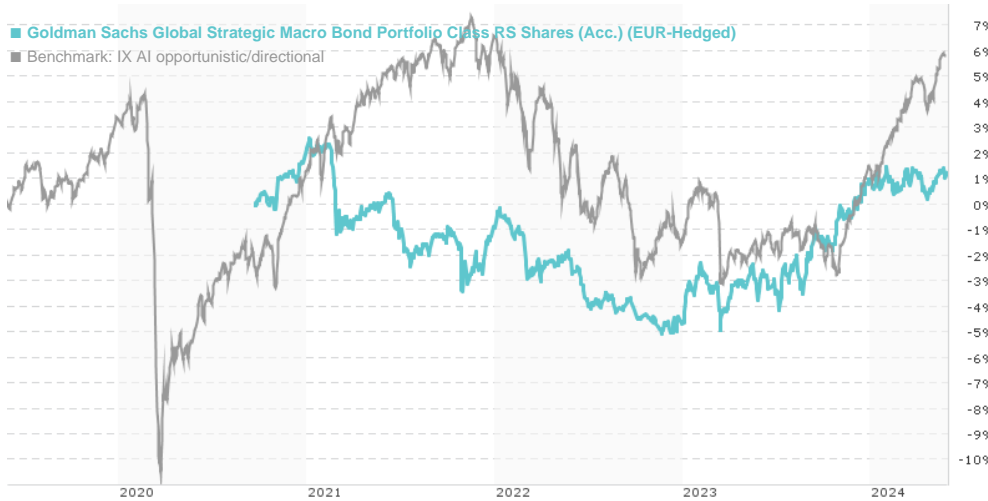


Goldman Sachs Global Strategic Macro Bond Portfolio Class RS Shares (Acc.) (EUR-Hedged) / LU2018824784 /

| Last 05/28/2024 ¹ | Region | Branch | Type of yield | Type |
|------------------------------|-----------|-------------------------------|---------------|----------------------|
| 104.55 EUR | Worldwide | AI Hedgefonds Single Strategy | reinvestment | Alternative Investm. |



Risk key figures

SRI 1 2 3 4 5 6 7

Mountain-View Funds Rating² EDA³

-

Yearly Performance

2023 +5.94%

2022 -3.82%

2021 -3.04%

| Master data | | Conditions | | Other figures | |
|---------------------|-------------------------------|----------------------------------|-------|--------------------|--------------|
| Fund type | Single fund | Issue surcharge | 5.50% | Minimum investment | EUR 5,000.00 |
| Category | Alternative Investments | Planned administr. fee | 0.00% | Savings plan | - |
| Sub category | AI Hedgefonds Single Strategy | Deposit fees | 0.00% | UCITS / OGAW | Yes |
| Fund domicile | Luxembourg | Redemption charge | 0.00% | Performance fee | 15.00% |
| Tranch volume | (05/28/2024) USD 0.015 mill. | Ongoing charges | - | Redeployment fee | 0.00% |
| Total volume | (05/28/2024) USD 164.65 mill. | Dividends | | Investment company | |
| Launch date | 10/1/2019 | Goldman Sachs AM BV | | | |
| KESt report funds | Yes | Schenkkade 65, 2509, LL Den Haag | | | |
| Business year start | 01.12. | Netherlands | | | |
| Sustainability type | - | www.gsam.com | | | |
| Fund manager | Sophia Ferguson | | | | |

| Performance | 1M | 6M | YTD | 1Y | 2Y | 3Y | 5Y | Since start |
|------------------|--------|--------|--------|--------|--------|--------|-------|-------------|
| Performance | +0.56% | +1.41% | +0.25% | +4.79% | +4.06% | +1.17% | - | +1.26% |
| Performance p.a. | - | - | - | +4.80% | +2.02% | +0.39% | - | +0.34% |
| Sharpe ratio | 1.89 | -0.34 | -1.24 | 0.33 | -0.62 | -1.15 | - | -1.17 |
| Volatility | 1.83% | 2.76% | 2.56% | 3.12% | 2.89% | 2.97% | 0.00% | 2.96% |
| Worst month | - | -0.80% | -0.80% | -0.80% | -1.00% | -2.20% | 0.00% | -3.16% |
| Best month | - | 0.88% | 0.88% | 1.05% | 1.92% | 1.92% | 0.00% | 1.92% |
| Maximum loss | -0.40% | -1.27% | -1.27% | -1.56% | -2.69% | -5.47% | 0.00% | - |

Distribution permission

Austria, Germany, Switzerland

1 Important note on update status: The displayed date refers exclusively to the calculation of the NAV.

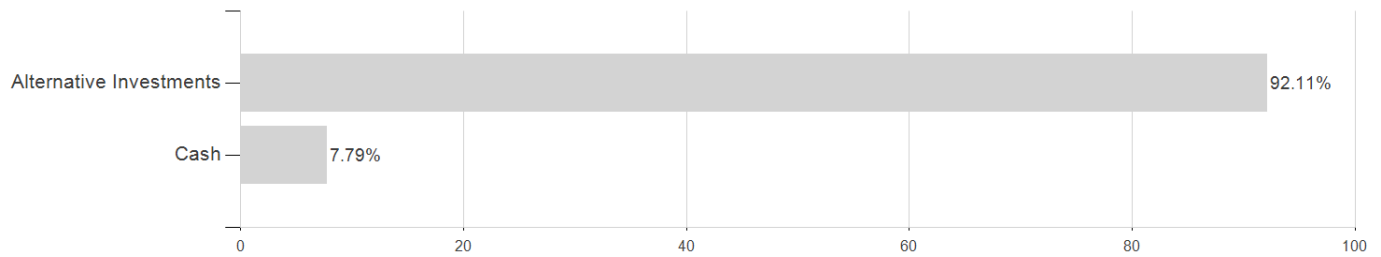
2 The Mountain-View Data Fund Rating calculates a comparative ranking for funds using yield, volatility and trend data. For more information visit [MVD Funds Rating](#)

3 Displays the Ethical-Dynamical Ratio calculated according to standard criteria. The maximum value is 100. For more information visit [EDA](#)

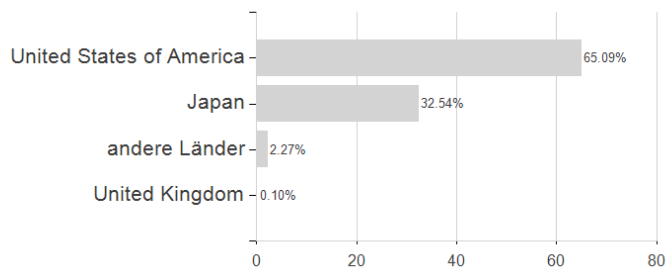
Goldman Sachs Global Strategic Macro Bond Portfolio Class RS Shares (Acc.) (EUR-Hedged) / LU2018824784 /

Assessment Structure

Assets



Countries



Issuer

