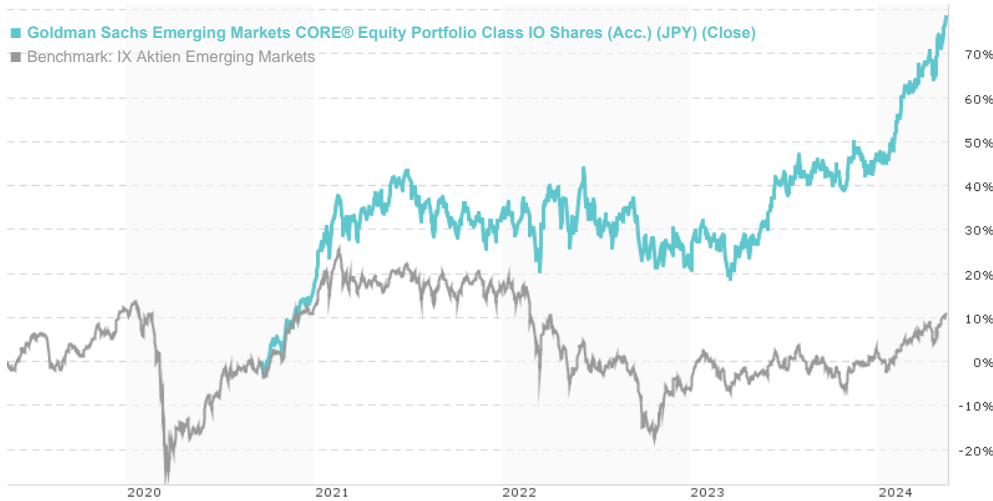


Goldman Sachs Emerging Markets CORE® Equity Portfolio Class IO Shares (Acc.) (JPY) (Close) / LU1940838581 /

Last 05/13/2024¹	Region	Branch	Type of yield	Type
1817.64 JPY	Emerging Markets	Mixed Sectors	reinvestment	Equity Fund

■ Goldman Sachs Emerging Markets CORE® Equity Portfolio Class IO Shares (Acc.) (JPY) (Close)
■ Benchmark: IX Aktien Emerging Markets



Risk key figures

SRI 1 2 3 4 5 6 7

Mountain-View Funds Rating² EDA³

75

Yearly Performance

2023	+20.80%
2022	-8.57%
2021	+13.19%

Master data		Conditions		Other figures	
Fund type	Single fund	Issue surcharge	0.00%	Minimum investment	UNT 0
Category	Equity	Planned administr. fee	0.00%	Savings plan	-
Sub category	Mixed Sectors	Deposit fees	0.00%	UCITS / OGAW	Yes
Fund domicile	Luxembourg	Redemption charge	0.00%	Performance fee	0.00%
Tranch volume	(05/13/2024) USD 6,772.75 mill.	Ongoing charges	-	Redeployment fee	0.00%
Total volume	(05/13/2024) USD 2,739.08 mill.	Dividends		Investment company	
Launch date	3/4/2019	Goldman Sachs AM BV			
KESt report funds	Yes	Schenkkade 65, 2509, LL Den Haag			
Business year start	01.12.	Netherlands			
Sustainability type	-	www.gsam.com			
Fund manager	Len Ioffe, Dennis Walsh, James Park, Osman Ali				

Performance	1M	6M	YTD	1Y	2Y	3Y	5Y	Since start
Performance	+5.80%	+21.56%	+21.18%	+38.31%	+37.55%	+33.18%	-	+78.51%
Performance p.a.	-	-	-	+38.44%	+17.26%	+10.02%	-	+17.24%
Sharpe ratio	6.45	3.28	5.16	2.57	0.77	0.36	-	0.78
Volatility	16.24%	13.53%	12.84%	13.49%	17.44%	17.42%	0.00%	17.27%
Worst month	-	-0.11%	-0.11%	-2.60%	-8.64%	-8.64%	0.00%	-8.64%
Best month	-	8.68%	8.68%	8.68%	8.68%	8.68%	0.00%	8.68%
Maximum loss	-2.52%	-5.28%	-4.03%	-5.60%	-17.47%	-17.47%	0.00%	-

Distribution permission

Austria, Germany, Switzerland

¹ Important note on update status: The displayed date refers exclusively to the calculation of the NAV.

DISCLAIMER: The information on this page are for informational purposes only and should neither an offer to sell nor a solicitation for the purchase of the security or recommendation in favor of the security to be understood. baha GmbH assumes no liability despite thorough searches for the accuracy of the data.
Funds data from: www.mountain-view.com. Fact Sheet created by: www.baha.com

Goldman Sachs Emerging Markets CORE® Equity Portfolio Class IO Shares (Acc.) (JPY) (Close) / LU1940838581 /

2 The Mountain-View Data Fund Rating calculates a comparative ranking for funds using yield, volatility and trend data. For more information visit [MVD Funds Rating](#)

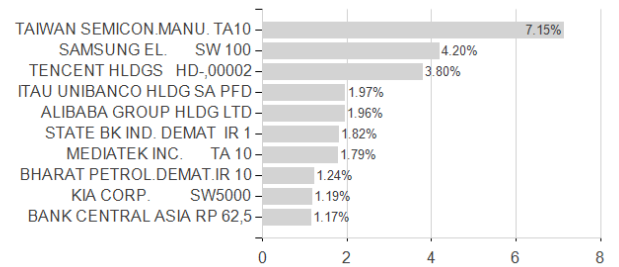
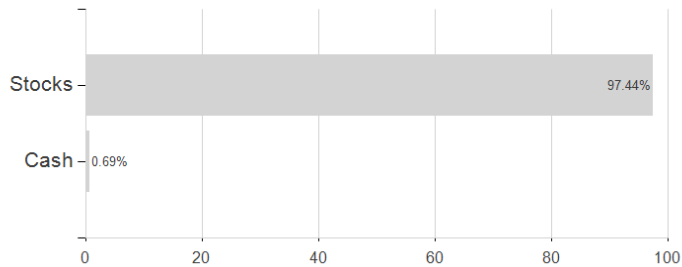
Investment goal

For investors seeking long-term capital appreciation by investing primarily in the equity securities of companies domiciled in Emerging Markets using a variety of quantitative techniques.

Assessment Structure

Assets

Largest positions



Countries

Branches

Currencies

