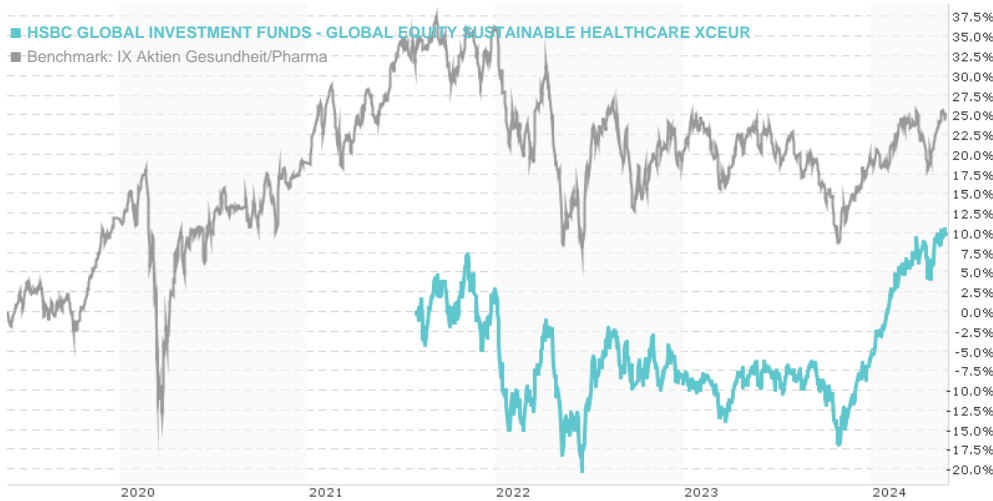


HSBC GLOBAL INVESTMENT FUNDS - GLOBAL EQUITY SUSTAINABLE HEALTHCARE XCEUR / LU2350756875 /

| Last 05/24/2024 ¹ | Region | Branch | Type of yield | Type |
|------------------------------|-----------|------------------------|---------------|-------------|
| 12.09 EUR | Worldwide | Sector Health / Pharma | reinvestment | Equity Fund |



Risk key figures

SRI 1 2 3 4 5 6 7

Mountain-View Funds Rating² EDA³

77

Yearly Performance

2023 +3.37%

2022 -11.05%

| Master data | | Conditions | | Other figures | |
|---------------------|----------------------------------|--|-------|--------------------|-------------------|
| Fund type | Single fund | Issue surcharge | 5.00% | Minimum investment | USD 10,000,000.00 |
| Category | Equity | Planned administr. fee | 0.00% | Savings plan | - |
| Sub category | Sector Health / Pharma | Deposit fees | 0.00% | UCITS / OGAW | Yes |
| Fund domicile | Luxembourg | Redemption charge | 0.00% | Performance fee | 0.00% |
| Tranch volume | (05/24/2024) USD 24.25 mill. | Ongoing charges | - | Redeployment fee | 0.00% |
| Total volume | (05/24/2024) USD 344.81 mill. | Dividends | | Investment company | |
| Launch date | 7/28/2021 | HSBC Inv. Funds (LU) | | | |
| KESr report funds | No | 18, Boulevard de Kockelscheuer, 1821, Luxembourg | | | |
| Business year start | 01.04. | Luxembourg | | | |
| Sustainability type | Ethics/ecology | www.assetmanagement.hsbc.lu | | | |
| Fund manager | Michael Schroter, Nathalie Flury | | | | |

| Performance | 1M | 6M | YTD | 1Y | 2Y | 3Y | 5Y | Since start |
|------------------|--------|---------|---------|---------|---------|---------|-------|-------------|
| Performance | +3.18% | +22.91% | +16.98% | +20.37% | +30.19% | - | - | +10.01% |
| Performance p.a. | - | - | - | +20.31% | +14.08% | - | - | +3.44% |
| Sharpe ratio | 3.01 | 3.86 | 3.58 | 1.28 | 0.68 | - | - | -0.02 |
| Volatility | 14.17% | 12.39% | 12.70% | 12.98% | 15.18% | 0.00% | 0.00% | 17.23% |
| Worst month | - | -2.20% | -2.20% | -8.31% | -8.31% | -13.58% | 0.00% | -13.58% |
| Best month | - | 7.77% | 6.72% | 7.77% | 7.77% | 7.77% | 0.00% | 7.77% |
| Maximum loss | -2.13% | -4.69% | -4.69% | -11.37% | -15.33% | 0.00% | 0.00% | - |

Distribution permission

Austria, Germany, Switzerland

¹ Important note on update status: The displayed date refers exclusively to the calculation of the NAV.

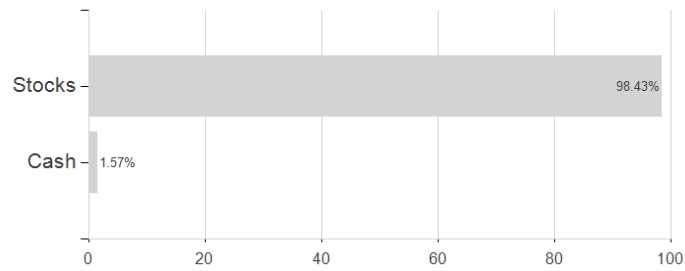
² The Mountain-View Data Fund Rating calculates a comparative ranking for funds using yield, volatility and trend data. For more information visit [MVD Funds Rating](#)

³ Displays the Ethical-Dynamical Ratio calculated according to standard criteria. The maximum value is 100. For more information visit [EDA](#)

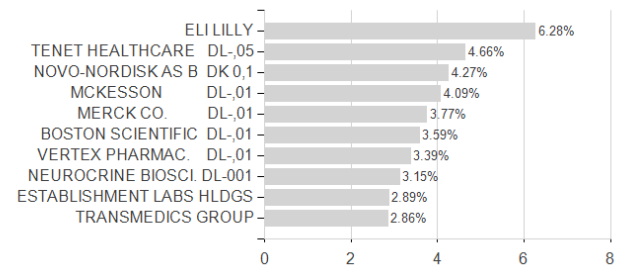
HSBC GLOBAL INVESTMENT FUNDS - GLOBAL EQUITY SUSTAINABLE HEALTHCARE XEUR / LU2350756875 /

Assessment Structure

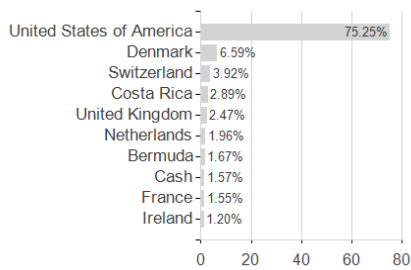
Assets



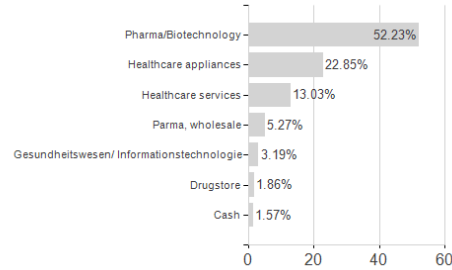
Largest positions



Countries



Branches



Currencies

