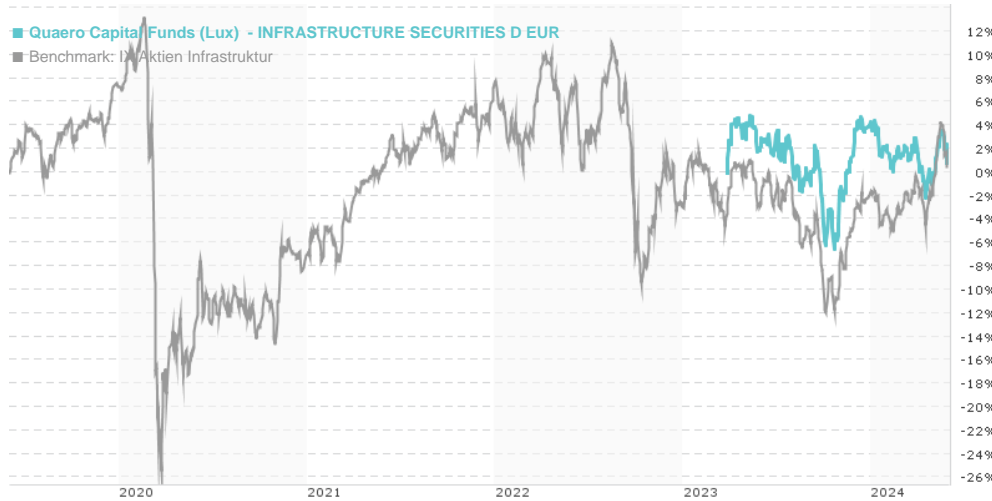


Quaero Capital Funds (Lux) - INFRASTRUCTURE SECURITIES D EUR / LU2508702482 / QC0014 / FundPartner Sol.

| Last 05/29/2024 ¹ | Region | Branch | Type of yield | Type |
|------------------------------|-----------|-----------------------|---------------|-------------|
| 97.43 EUR | Worldwide | Sector Infrastructure | reinvestment | Equity Fund |



Risk key figures

SRI 1 2 3 4 5 6 7

Mountain-View Funds Rating² EDA³

▲ ▲ ▲ ▲ ▲ ▲

Yearly Performance

| Master data | | Conditions | | Other figures | |
|---------------------|------------------------------|---|-------|--------------------|-------|
| Fund type | Single fund | Issue surcharge | 3.00% | Minimum investment | UNT 0 |
| Category | Equity | Planned administr. fee | 0.00% | Savings plan | - |
| Sub category | Sector Infrastructure | Deposit fees | 0.07% | UCITS / OGAW | Yes |
| Fund domicile | Luxembourg | Redemption charge | 0.50% | Performance fee | 0.00% |
| Tranch volume | (05/29/2024) EUR 0.250 mill. | Ongoing charges | - | Redeployment fee | 0.00% |
| Total volume | (05/29/2024) EUR 30.59 mill. | Dividends | | Investment company | |
| Launch date | 11/18/2022 | FundPartner Sol.(EU) | | | |
| KESr report funds | No | 15A, avenue J. F. Kennedy, 1855, Luxembourg | | | |
| Business year start | 01.01. | Luxembourg | | | |
| Sustainability type | - | www.group.pictet/de | | | |
| Fund manager | Mark Ebert, David Giboudeau | | | | |

| Performance | 1M | 6M | YTD | 1Y | 2Y | 3Y | 5Y | Since start |
|------------------|--------|--------|--------|--------|--------|-------|-------|-------------|
| Performance | +0.86% | -0.92% | -3.08% | -1.03% | - | - | - | +0.81% |
| Performance p.a. | - | - | - | -1.03% | - | - | - | +0.69% |
| Sharpe ratio | 0.79 | -0.72 | -1.42 | -0.53 | - | - | - | -0.35 |
| Volatility | 9.12% | 7.78% | 7.92% | 9.10% | 0.00% | 0.00% | 0.00% | 8.97% |
| Worst month | - | -3.87% | -3.87% | -3.87% | -3.87% | 0.00% | 0.00% | -3.87% |
| Best month | - | 7.37% | 1.83% | 7.37% | 7.37% | 0.00% | 0.00% | 7.37% |
| Maximum loss | -2.84% | -6.61% | -6.29% | -9.78% | 0.00% | 0.00% | 0.00% | - |

Distribution permission

Germany, Switzerland, Luxembourg

¹ Important note on update status: The displayed date refers exclusively to the calculation of the NAV.

² The Mountain-View Data Fund Rating calculates a comparative ranking for funds using yield, volatility and trend data. For more information visit [MVD Funds Rating](#)

³ Displays the Ethical-Dynamical Ratio calculated according to standard criteria. The maximum value is 100. For more information visit [EDA](#)

Quaero Capital Funds (Lux) - INFRASTRUCTURE SECURITIES D EUR / LU2508702482 / QC0014 / FundPartner Sol.

Investment strategy

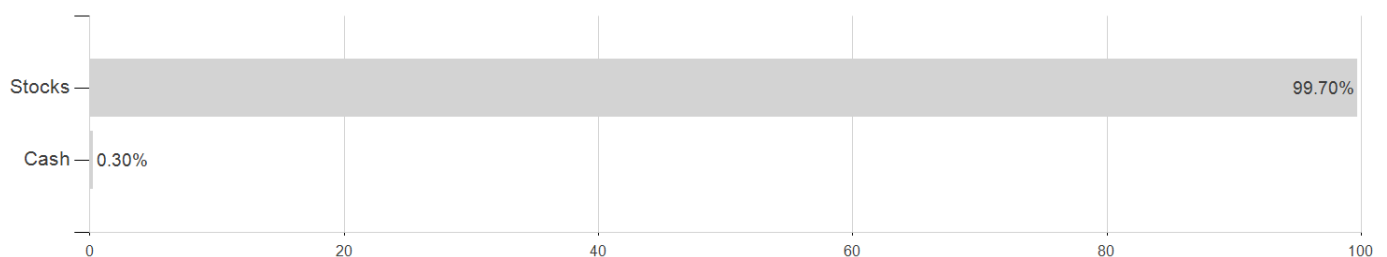
The Sub-Fund is actively managed. The Sub-Fund uses the index S&P Global Infrastructure Hedged Net Total Return EUR for performance comparison only. The Sub-Fund does not track the index and can deviate significantly or entirely from the index. The Sub-Fund intends to invest its assets in a portfolio comprised of: - equity of companies that are involved in or have substantial exposure to global real estate assets, global infrastructure assets, forestry assets mostly located in North America, agricultural assets mostly in developed markets, precious metals and commodity related sectors; - undertakings for collective investment offering an exposure to the above-mentioned sectors; - equity-related securities (such as global depositary receipts, closed-end real estate investment trusts).

Investment goal

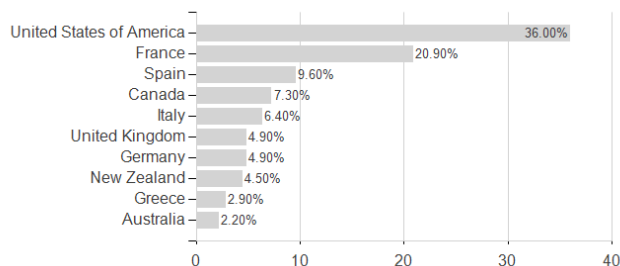
The Sub-Fund promotes certain environmental and/or social characteristics. The Sub-Fund aims to recognise the inherent long term impact of the infrastructure sector by supporting only those companies which are industry-leading on environmental and social responsibility and stewardship or are on path of committed improvement, provided that they follow good governance practices. The Sub-Fund is actively managed. The Sub-Fund uses the index S&P Global Infrastructure Hedged Net Total Return EUR for performance comparison only. The Sub-Fund does not track the index and can deviate significantly or entirely from the index.

Assessment Structure

Assets



Countries



Branches

