

## ALLIANZ MULTI HORIZON 2030-2032 - C - EUR / FR0010317719 / A3C1EK / Allianz GI.Investors

Last 06/03/2024 <sup>1</sup>	Region	Branch	Type of yield	Type
203.20 EUR	Europe	Mixed Sectors	reinvestment	Equity Fund

■ ALLIANZ MULTI HORIZON 2030-2032 - C - EUR  
■ Benchmark: Index Dachfonds/Aktien Branchenmix



### Risk key figures

SRI 1 2 3 4 5 6 7

Mountain-View Funds Rating<sup>2</sup> EDA<sup>3</sup>

79

### Yearly Performance

2023	+7.06%
2022	-18.16%
2021	+14.85%
2020	+8.43%

Master data		Conditions		Other figures	
Fund type	Single fund	Issue surcharge	3.00%	Minimum investment	UNT 0
Category	Equity	Planned administr. fee	0.00%	Savings plan	-
Sub category	Mixed Sectors	Deposit fees	0.00%	UCITS / OGAW	Yes
Fund domicile	France	Redemption charge	0.00%	Performance fee	0.00%
Tranch volume	(04/18/2024) EUR 30.35 mill.	Ongoing charges	-	Redeployment fee	0.00%
Total volume	(02/27/2023) EUR 30.01 mill.	Dividends		Investment company	
Launch date	5/16/2006	Allianz GI.Investors			
KESr report funds	No	Bockenheimer Landstraße 42-44, 60323, Frankfurt am Main			
Business year start	01.01.	Germany			
Sustainability type	-	https://www.allianzgi.com			
Fund manager	Allianz Global Investors GmbH, succursale en France				

Performance	1M	6M	YTD	1Y	2Y	3Y	5Y	Since start
Performance	+2.01%	+7.53%	+4.62%	+7.24%	+5.29%	-1.77%	+26.99%	+25.79%
Performance p.a.	-	-	-	+7.26%	+2.60%	-0.59%	+4.89%	+4.50%
Sharpe ratio	4.86	2.88	1.77	0.66	-0.18	-0.59	0.13	0.08
Volatility	4.65%	4.16%	4.30%	5.30%	6.64%	7.39%	8.84%	8.78%
Worst month	-	-1.59%	-1.59%	-3.29%	-6.70%	-7.75%	-14.09%	-14.09%
Best month	-	3.65%	3.65%	5.91%	5.91%	5.91%	9.36%	9.36%
Maximum loss	-1.20%	-2.52%	-2.52%	-8.02%	-11.12%	-23.57%	-28.13%	-

<sup>1</sup> Important note on update status: The displayed date refers exclusively to the calculation of the NAV.

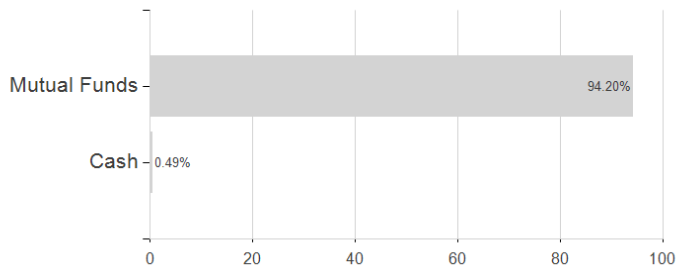
<sup>2</sup> The Mountain-View Data Fund Rating calculates a comparative ranking for funds using yield, volatility and trend data. For more information visit [MVD Funds Rating](#)

<sup>3</sup> Displays the Ethical-Dynamical Ratio calculated according to standard criteria. The maximum value is 100. For more information visit [EDA](#)

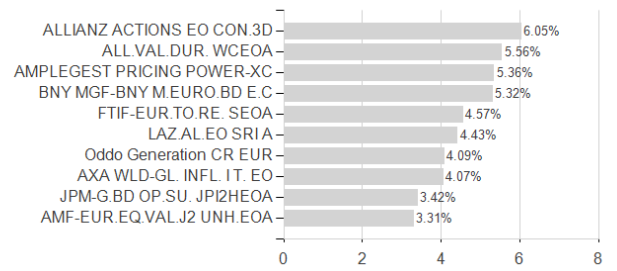
## ALLIANZ MULTI HORIZON 2030-2032 - C - EUR / FR0010317719 / A3C1EK / Allianz GI.Investors

### Assessment Structure

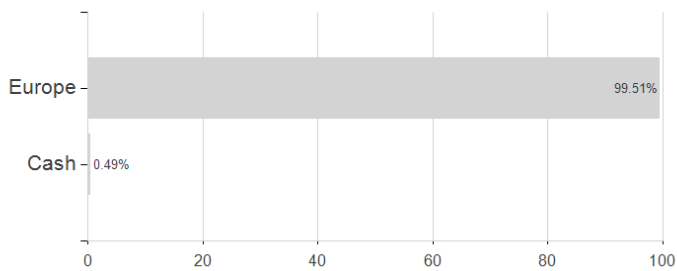
#### Assets



#### Largest positions



#### Countries



#### Branches

