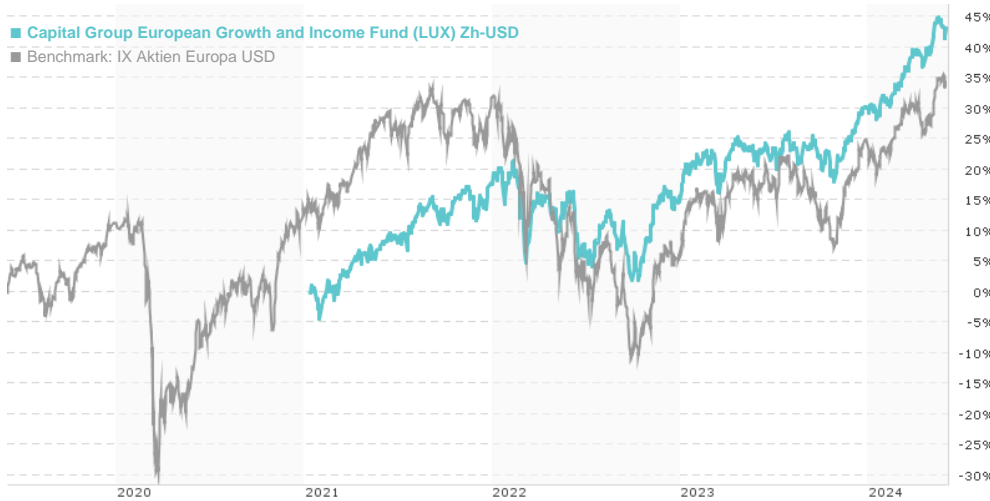


Capital Group European Growth and Income Fund (LUX) Zh-USD / LU1217766937 / A14RTE / Capital Int. M. Co.

Last 05/31/2024 ¹	Region	Branch	Type of yield	Type
59.31 USD	Europe	Mixed Sectors	reinvestment	Equity Fund

■ Capital Group European Growth and Income Fund (LUX) Zh-USD
■ Benchmark: IX Aktien Europa USD



Risk key figures

SRI 1 2 3 4 5 6 7

Mountain-View Funds Rating² EDA³

50

Yearly Performance

2023	+13.53%
2022	-2.56%
2021	+17.77%

Master data		Conditions		Other figures	
Fund type	Single fund	Issue surcharge	5.25%	Minimum investment	UNT 0
Category	Equity	Planned administr. fee	0.00%	Savings plan	-
Sub category	Mixed Sectors	Deposit fees	0.05%	UCITS / OGAW	Yes
Fund domicile	Luxembourg	Redemption charge	0.00%	Performance fee	0.00%
Tranch volume	(05/31/2024) EUR 7.02 mill.	Ongoing charges	-	Redeployment fee	0.00%
Total volume	(05/31/2024) EUR 161.49 mill.	Dividends		Investment company	
Launch date	4/14/2015	Capital Int. M. Co.			
KESr report funds	No	37A, Avenue J-F Kennedy, 1855, Luxembourg			
Business year start	01.01.	Luxembourg			
Sustainability type	-	https://www.capitalgroup.com			
Fund manager	Alfonso Barroso, Nicholas J. Grace, Caroline Randall				

Performance	1M	6M	YTD	1Y	2Y	3Y	5Y	Since start
Performance	+3.09%	+14.32%	+9.94%	+18.57%	+23.90%	+32.48%	-	+43.23%
Performance p.a.	-	-	-	+18.52%	+11.29%	+9.83%	-	+11.21%
Sharpe ratio	4.34	3.72	2.93	1.66	0.67	0.50	-	0.61
Volatility	9.08%	7.25%	7.56%	8.89%	11.16%	12.22%	0.00%	12.13%
Worst month	-	-0.57%	-0.57%	-3.16%	-8.44%	-8.44%	0.00%	-8.44%
Best month	-	4.91%	4.91%	4.91%	7.71%	7.71%	0.00%	7.71%
Maximum loss	-2.30%	-2.30%	-2.30%	-6.32%	-12.48%	-16.13%	0.00%	-

Distribution permission

Austria, Germany, Switzerland

¹ Important note on update status: The displayed date refers exclusively to the calculation of the NAV.

² The Mountain-View Data Fund Rating calculates a comparative ranking for funds using yield, volatility and trend data. For more information visit [MVD Funds Rating](#)

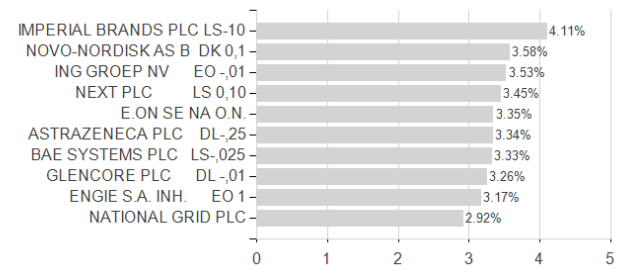
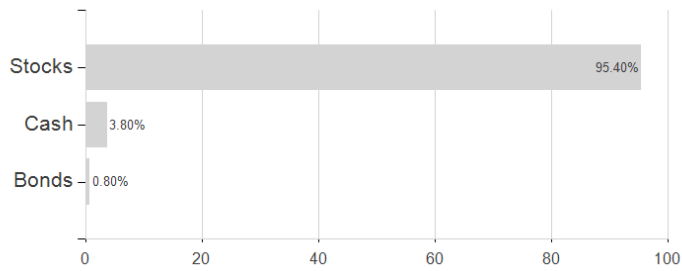
³ Displays the Ethical-Dynamical Ratio calculated according to standard criteria. The maximum value is 100. For more information visit [EDA](#)

Capital Group European Growth and Income Fund (LUX) Zh-USD / LU1217766937 / A14RTE / Capital Int. M. Co.

Assessment Structure

Assets

Largest positions



Countries

Branches

Currencies

