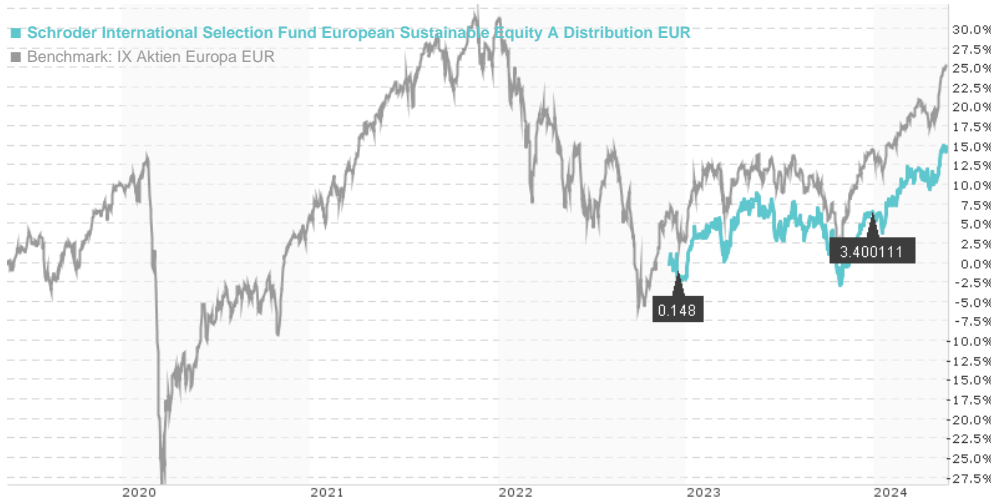


Schroder International Selection Fund European Sustainable Equity A Distribution EUR / LU2539964473 / A3DW4E /

| Last 05/22/2024 ¹ | Region | Branch | Type of yield | Type |
|------------------------------|--------|---------------|-----------------|-------------|
| 121.04 EUR | Europe | Mixed Sectors | paying dividend | Equity Fund |



Risk key figures

SRI 1 2 3 4 5 6 7

Mountain-View Funds Rating² EDA³

71

Yearly Performance

2023 +8.80%

| Master data | | Conditions | | Other figures | |
|---------------------|-------------------------------|---|----------|--------------------------------------|--------------|
| Fund type | Single fund | Issue surcharge | 5.00% | Minimum investment | EUR 1,000.00 |
| Category | Equity | Planned administr. fee | 0.00% | Savings plan | - |
| Sub category | Mixed Sectors | Deposit fees | 0.30% | UCITS / OGAW | Yes |
| Fund domicile | Luxembourg | Redemption charge | 0.00% | Performance fee | 0.00% |
| Tranch volume | (05/22/2024) EUR 1.21 mill. | Ongoing charges | - | Redeployment fee | 0.00% |
| Total volume | (05/22/2024) EUR 154.33 mill. | Dividends | | Investment company | |
| Launch date | 10/19/2022 | 28.12.2023 | 3.40 EUR | Schroder IM (EU) | |
| KESr report funds | Yes | 15.12.2022 | 0.15 EUR | 5, rue Höhenhof, 1736, Senningerberg | |
| Business year start | 01.01. | Luxembourg | | | |
| Sustainability type | Ethics/ecology | https://www.schroders.com | | | |
| Fund manager | Nicholette MacDonald-Brown | | | | |

| Performance | 1M | 6M | YTD | 1Y | 2Y | 3Y | 5Y | Since start |
|------------------|--------|---------|--------|---------|--------|-------|-------|-------------|
| Performance | +3.82% | +11.77% | +7.46% | +5.46% | - | - | - | +14.56% |
| Performance p.a. | - | - | - | +5.44% | - | - | - | +9.64% |
| Sharpe ratio | 5.90 | 2.58 | 1.89 | 0.16 | - | - | - | 0.55 |
| Volatility | 9.15% | 8.28% | 8.79% | 10.17% | 0.00% | 0.00% | 0.00% | 10.69% |
| Worst month | - | -1.41% | -1.41% | -6.77% | -6.77% | 0.00% | 0.00% | -6.77% |
| Best month | - | 5.55% | 3.47% | 5.55% | 5.55% | 0.00% | 0.00% | 5.55% |
| Maximum loss | -1.43% | -2.55% | -2.55% | -10.49% | 0.00% | 0.00% | 0.00% | - |

Distribution permission

Austria, Germany, Switzerland

¹ Important note on update status: The displayed date refers exclusively to the calculation of the NAV.

² The Mountain-View Data Fund Rating calculates a comparative ranking for funds using yield, volatility and trend data. For more information visit [MVD Funds Rating](#)

³ Displays the Ethical-Dynamical Ratio calculated according to standard criteria. The maximum value is 100. For more information visit [EDA](#)

Schroder International Selection Fund European Sustainable Equity A Distribution EUR / LU2539964473 / A3DW4E /

Investment strategy

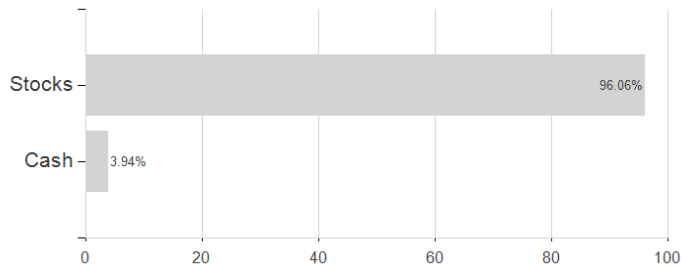
The fund is actively managed and invests at least two-thirds of its assets in equities of European companies. The fund may also invest up to one-third of its assets directly or indirectly in other securities (including other asset classes), countries, regions, industries or currencies, investment funds, warrants and money market investments, and hold cash (subject to the restrictions provided in the prospectus). The fund maintains a higher overall sustainability score than MSCI Europe (Net TR) index, based on the investment manager's rating system.

Investment goal

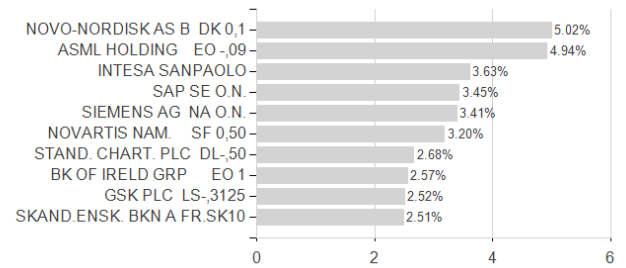
The fund aims to provide capital growth in excess of the MSCI Europe (Net TR) Index after fees have been deducted over a three to five year period by investing in equities of European companies which meet the investment manager's sustainability criteria.

Assessment Structure

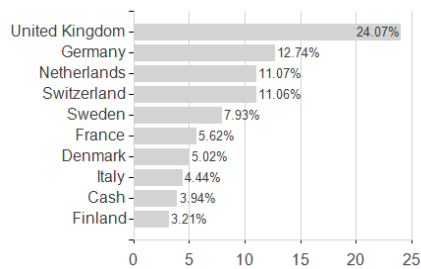
Assets



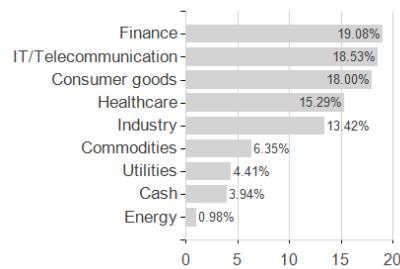
Largest positions



Countries



Branches



Currencies

