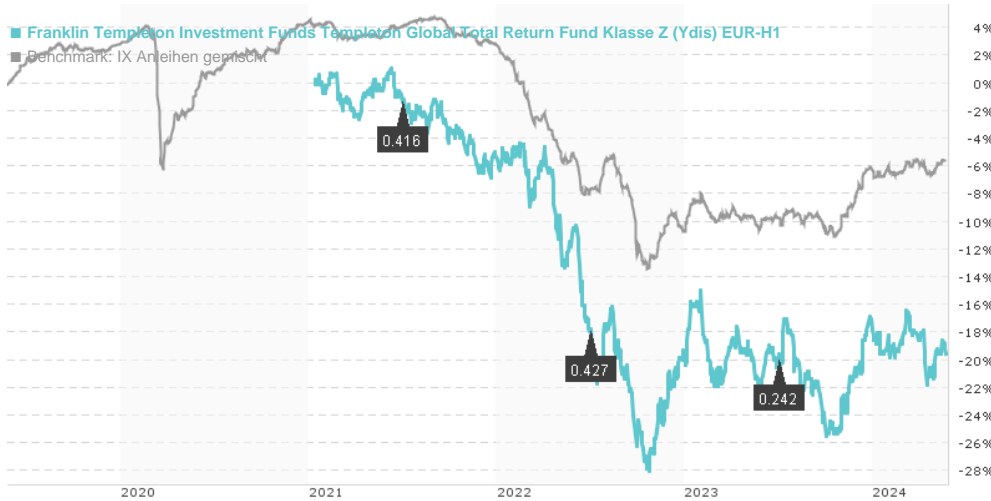


Franklin Templeton Investment Funds Templeton Global Total Return Fund Klasse Z (Ydis) EUR-H1 / LU0496363341 /

Last 05/23/2024 ¹	Region	Branch	Type of yield	Type
4.06 EUR	Worldwide	Bonds: Mixed	paying dividend	Fixed-Income Fund



Risk key figures

SRI 1 2 3 4 5 6 7

Mountain-View Funds Rating² EDA³

70

Yearly Performance

2023 +2.80%

2022 -14.74%

2021 -5.25%

Master data		Conditions		Other figures	
Fund type	Single fund	Issue surcharge	0.00%	Minimum investment	USD 1,000.00
Category	Bonds	Planned administr. fee	0.00%	Savings plan	-
Sub category	Bonds: Mixed	Deposit fees	0.14%	UCITS / OGAW	Yes
Fund domicile	Luxembourg	Redemption charge	0.00%	Performance fee	0.00%
Tranch volume	-	Ongoing charges	-	Redeployment fee	0.00%
Total volume	(04/30/2024) USD 2,040.08 mill.	Dividends		Investment company	
Launch date	3/31/2010	03.07.2023	0.24 EUR	Franklin Templeton Schottenring 16, 2.OG, 1010, Wien Austria https://www.franklintempleton.at	
KESr report funds	Yes	01.07.2022	0.43 EUR		
Business year start	01.07.	01.07.2021	0.42 EUR		
Sustainability type	-				
Fund manager	Michael Hasenstab, Calvin Ho				

Performance	1M	6M	YTD	1Y	2Y	3Y	5Y	Since start
Performance	+1.25%	+2.53%	-3.10%	+2.21%	-9.20%	-19.28%	-	-19.54%
Performance p.a.	-	-	-	+2.21%	-4.70%	-6.89%	-	-6.27%
Sharpe ratio	1.35	0.16	-1.36	-0.18	-0.82	-1.13	-	-1.10
Volatility	9.26%	8.53%	8.50%	9.13%	10.35%	9.52%	0.00%	9.15%
Worst month	-	-3.87%	-3.87%	-3.87%	-8.37%	-8.37%	0.00%	-8.37%
Best month	-	5.29%	5.28%	5.29%	6.89%	6.89%	0.00%	6.89%
Maximum loss	-1.24%	-6.40%	-6.40%	-10.26%	-19.84%	-28.81%	0.00%	-

Distribution permission

Austria, Germany, Switzerland, Luxembourg

¹ Important note on update status: The displayed date refers exclusively to the calculation of the NAV.² The Mountain-View Data Fund Rating calculates a comparative ranking for funds using yield, volatility and trend data. For more information visit [MVD Funds Rating](#)³ Displays the Ethical-Dynamical Ratio calculated according to standard criteria. The maximum value is 100. For more information visit [EDA](#)

Franklin Templeton Investment Funds Templeton Global Total Return Fund Klasse Z (Ydis) EUR-H1 / LU0496363341 /

Investment strategy

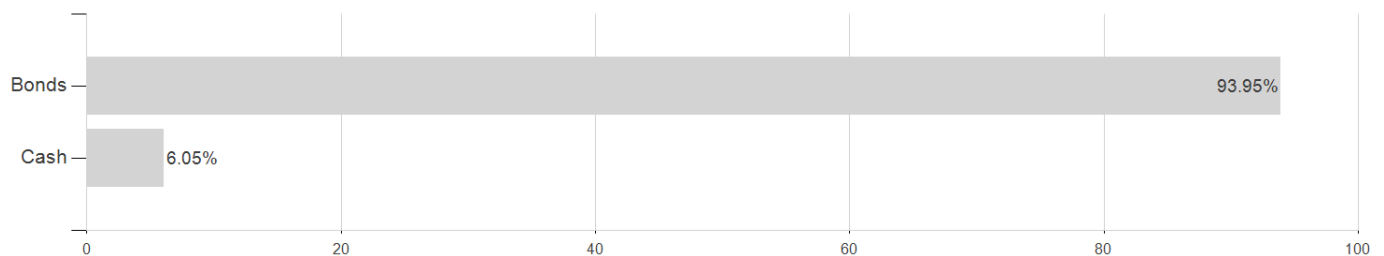
The Fund pursues an actively managed investment strategy and invests mainly in: - debt securities of any quality (including lower quality debt such as non-investment grade securities) issued by governments, government-related or corporate entities in any developed or emerging markets The Fund can invest to a lesser extent in: - mortgage- and asset-backed securities - debt securities of supranational entities, such as the European Investment Bank - Mainland China through the Bond Connect or directly (less than 30% of assets) - securities in default (limited to 10% of assets) - units of other mutual funds (limited to 10% of assets) The Fund can use derivatives for hedging, efficient portfolio management and/or investment purposes which are used as an active investment management instrument to gain exposure to markets. The flexible and opportunistic nature of the strategy allows the investment team to take advantage of different market environments. In making investment decisions, the investment team uses in-depth research about various factors that may affect bond prices and currency values. The Fund may hold significant amounts of bank deposits, money market instruments or money market funds due to the use of derivatives or in order to achieve its investment goals and for treasury purposes. The benchmark of the Fund is the Bloomberg Multiverse Index. The benchmark is used solely as a reference for Investors to compare against the Fund's performance, and the benchmark is neither used as a constraint on how the Fund's portfolio is to be constructed nor set as a target for the Fund's performance to beat. The Fund can deviate from the benchmark.

Investment goal

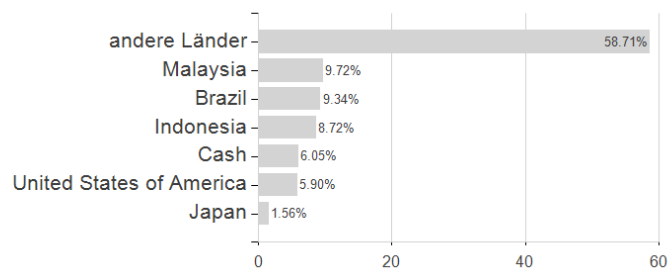
The Fund aims to maximise total investment return by achieving an increase in the value of its investments, earning income and realising currency gains over the medium to long term.

Assessment Structure

Assets



Countries



Rating

