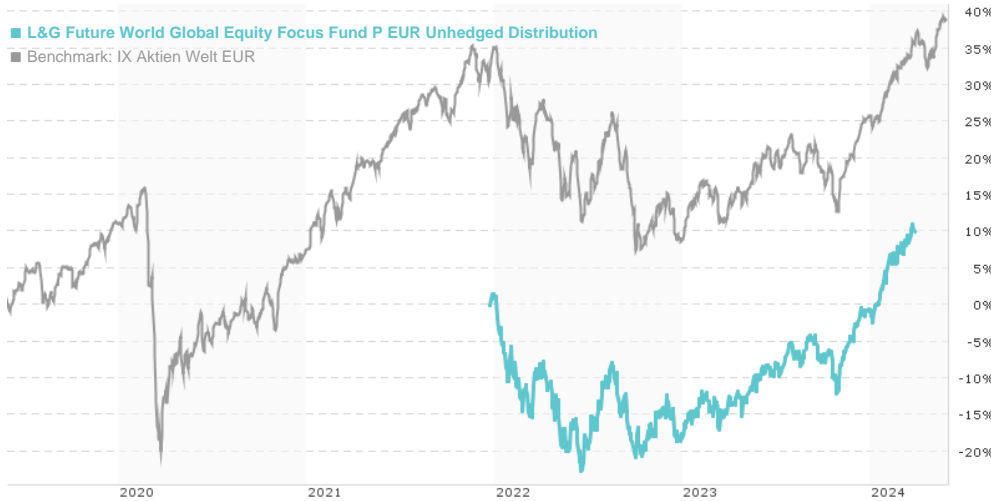


L&G Future World Global Equity Focus Fund P EUR Unhedged Distribution / LU2263664828 / A2QHWW / LGIM

Last 03/26/2024 ¹	Region	Branch	Type of yield	Type
1.36 EUR	Worldwide	Mixed Sectors	paying dividend	Equity Fund



Risk key figures

SRI 1 2 3 4 5 6 7

Mountain-View Funds Rating² EDA³

- -

Yearly Performance

2023 +21.45%

2022 -18.72%

Master data		Conditions		Other figures	
Fund type	Single fund	Issue surcharge	5.00%	Minimum investment	USD 1,000.00
Category	Equity	Planned administr. fee	0.00%	Savings plan	-
Sub category	Mixed Sectors	Deposit fees	0.01%	UCITS / OGAW	Yes
Fund domicile	Luxembourg	Redemption charge	0.00%	Performance fee	0.00%
Tranch volume	(03/26/2024) USD 0.007 mill.	Ongoing charges	-	Redeployment fee	0.00%
Total volume	(05/06/2024) USD 86.94 mill.	Dividends		Investment company	
Launch date	12/9/2020	LGIM Managers (EU)			
KESr report funds	No	2 Dublin Landings, 1-W-131, Dublin			
Business year start	01.01.	Ireland			
Sustainability type	Ethics/ecology	www.lgim.com/ie/			
Fund manager	Robert White				

Performance	1M	6M	YTD	1Y	2Y	3Y	5Y	Since start
Performance	+2.47%	+19.44%	+10.53%	+28.45%	+20.66%	-	-	+10.07%
Performance p.a.	-	-	-	+28.45%	+9.86%	-	-	+4.34%
Sharpe ratio	3.00	3.48	4.51	2.25	0.38	-	-	0.03
Volatility	10.72%	11.25%	11.23%	10.97%	15.80%	0.00%	0.00%	16.41%
Worst month	-	-3.76%	2.17%	-3.76%	-7.32%	-7.32%	0.00%	-7.32%
Best month	-	7.91%	4.55%	7.91%	11.18%	11.18%	0.00%	11.18%
Maximum loss	-1.48%	-6.34%	-1.61%	-8.43%	-16.33%	0.00%	0.00%	-

Distribution permission

Germany, Switzerland

¹ Important note on update status: The displayed date refers exclusively to the calculation of the NAV.

² The Mountain-View Data Fund Rating calculates a comparative ranking for funds using yield, volatility and trend data. For more information visit [MVD Funds Rating](#)

³ Displays the Ethical-Dynamical Ratio calculated according to standard criteria. The maximum value is 100. For more information visit [EDA](#)

L&G Future World Global Equity Focus Fund P EUR Unhedged Distribution / LU2263664828 / A2QHWW / LGIM

Investment strategy

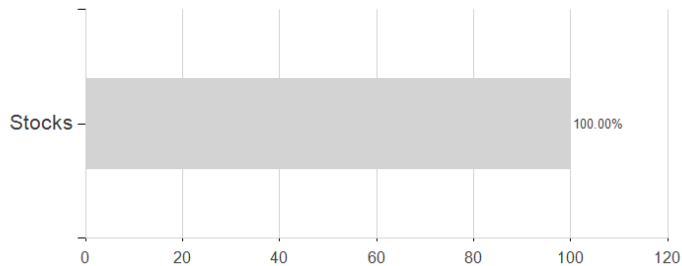
The Investment Manager has discretion over the composition of the Fund's portfolio. The Benchmark Index is used solely to measure the Fund's performance objective and does not constrain the Fund's portfolio construction. The degree to which the composition of the Fund's portfolio may deviate from the Benchmark Index will be significant and will vary over time. The Fund's performance may be different from that of the Benchmark Index. The Fund will seek to achieve its objective by investing in shares of companies on a global basis, including emerging markets.

Investment goal

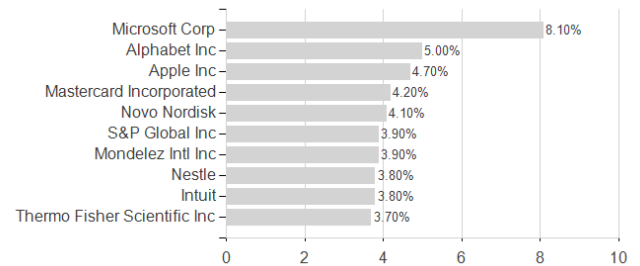
The objective of the Fund is to generate long term capital growth by 3% per annum above that of the MSCI World Total Return Net Index, the "Benchmark Index". This objective is before the deduction of any charges and measured over rolling three year periods.

Assessment Structure

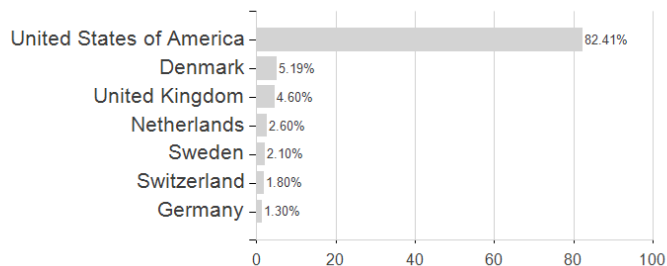
Assets



Largest positions



Countries



Branches

