

CM-AM EUROPE DIVIDENDES S / FR0013280245 / CM0003 / Crédit Mutuel AM

Last 05/29/2024 ¹	Region	Branch	Type of yield	Type
2080.76 EUR	Europe	Mixed Sectors	reinvestment	Equity Fund

■ CM-AM EUROPE DIVIDENDES S
■ Benchmark: IX Aktien Europa EUR



Risk key figures

SRI 1 2 3 4 5 6 7

Mountain-View Funds Rating²EDA³

Yearly Performance

2023	+14.18%
2022	-10.18%
2021	+17.23%

Master data		Conditions		Other figures	
Fund type	Single fund	Issue surcharge	2.00%	Minimum investment	UNT 0
Category	Equity	Planned administr. fee	0.00%	Savings plan	-
Sub category	Mixed Sectors	Deposit fees	0.00%	UCITS / OGAW	Yes
Fund domicile	France	Redemption charge	0.00%	Performance fee	0.00%
Tranch volume	(05/29/2024) EUR 33.51 mill.	Ongoing charges	-	Redeployment fee	0.00%
Total volume	(05/29/2024) EUR 117.80 mill.	Dividends		Investment company	
Launch date	9/1/2010	Crédit Mutuel AM			
KESr report funds	No	4 Rue Gaillon, 75002, Paris			
Business year start	01.10.	France			
Sustainability type	-	https://www.cmcic-am.fr			
Fund manager	ERIC VOGELSINGER				

Performance	1M	6M	YTD	1Y	2Y	3Y	5Y	Since start
Performance	+1.60%	+12.36%	+10.21%	+16.69%	+17.58%	+20.85%	-	+45.30%
Performance p.a.	-	-	-	+16.69%	+8.43%	+6.52%	-	+9.88%
Sharpe ratio	1.81	3.04	2.93	1.44	0.41	0.21	-	0.46
Volatility	9.69%	7.47%	7.94%	9.00%	11.27%	12.97%	0.00%	13.35%
Worst month	-	-0.53%	-0.53%	-3.80%	-8.44%	-8.44%	0.00%	-8.44%
Best month	-	5.21%	4.69%	5.21%	7.14%	7.14%	0.00%	13.33%
Maximum loss	-1.79%	-3.05%	-3.05%	-6.12%	-14.78%	-19.67%	0.00%	-

1 Important note on update status: The displayed date refers exclusively to the calculation of the NAV.

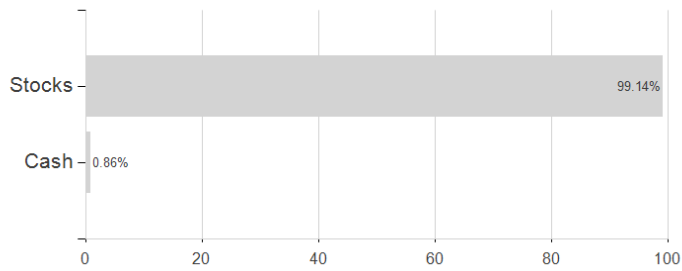
2 The Mountain-View Data Fund Rating calculates a comparative ranking for funds using yield, volatility and trend data. For more information visit [MVD Funds Rating](#)

3 Displays the Ethical-Dynamical Ratio calculated according to standard criteria. The maximum value is 100. For more information visit [EDA](#)

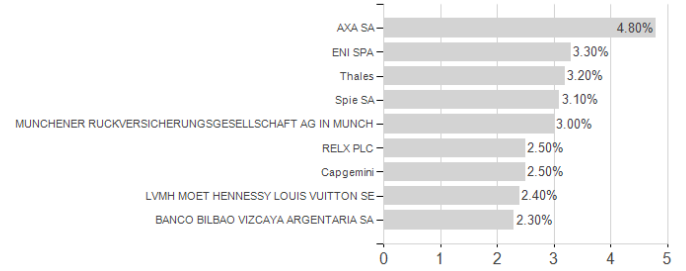
CM-AM EUROPE DIVIDENDES S / FR0013280245 / CM0003 / Crédit Mutuel AM

Assessment Structure

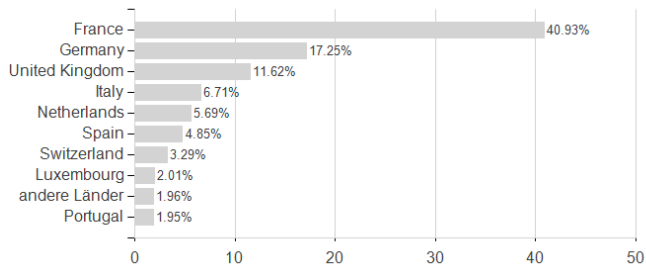
Assets



Largest positions



Countries



Branches

