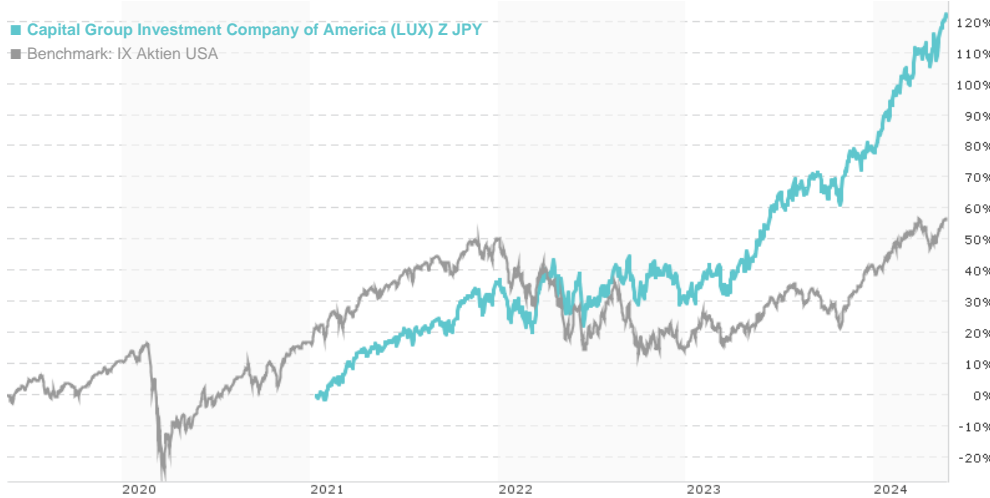


**Capital Group Investment Company of America (LUX) Z JPY / LU1378997529 / A2AG4Z / Capital Int. M. Co.**

Last 05/22/2024 <sup>1</sup>	Country	Branch	Type of yield	Type
<b>3899.00 JPY</b>	United States of America	Mixed Sectors	reinvestment	Equity Fund

■ Capital Group Investment Company of America (LUX) Z JPY  
■ Benchmark: IX Aktien USA



**Risk key figures**

SRI 1 2 3 4 5 6 7

Mountain-View Funds Rating<sup>2</sup> EDA<sup>3</sup>

▲▲▲▲▲ 52

**Yearly Performance**

2023	+37.28%
2022	-4.40%
2021	+36.05%

Master data		Conditions		Other figures	
Fund type	Single fund	Issue surcharge	5.25%	Minimum investment	UNT 0
Category	Equity	Planned administr. fee	0.00%	Savings plan	-
Sub category	Mixed Sectors	Deposit fees	0.05%	UCITS / OGAW	Yes
Fund domicile	Luxembourg	Redemption charge	0.00%	Performance fee	0.00%
Tranch volume	(05/22/2024) USD 10,085.75 mill.	Ongoing charges	-	Redeployment fee	0.00%
Total volume	(05/22/2024) USD 427.01 mill.	Dividends		Investment company	
Launch date	6/17/2016	Capital Int. M. Co.			
KESr report funds	No	37A, Avenue J-F Kennedy, 1855, Luxembourg			
Business year start	01.01.	Luxembourg			
Sustainability type	-	https://www.capitalgroup.com			
Fund manager	D.O'Neal, C.Buchbinder, J.Lovelace, G.Cambridge, J.Terrile, M.Romo, J.Spaly, A.Avzaradel, M.Jacobs				

Performance	1M	6M	YTD	1Y	2Y	3Y	5Y	Since start
Performance	+7.09%	+24.13%	+24.57%	+47.97%	+72.90%	+92.54%	-	+122.42%
Performance p.a.	-	-	-	+47.81%	+31.49%	+24.46%	-	+26.89%
Sharpe ratio	8.13	3.85	5.55	3.25	1.59	1.15	-	1.32
Volatility	15.53%	13.20%	13.11%	13.57%	17.42%	17.91%	0.00%	17.48%
Worst month	-	0.32%	0.32%	-1.72%	-8.21%	-8.21%	0.00%	-8.21%
Best month	-	7.29%	7.29%	9.54%	10.82%	10.82%	0.00%	10.82%
Maximum loss	-3.90%	-3.90%	-3.90%	-6.39%	-12.42%	-14.79%	0.00%	-

**Distribution permission**

Austria, Germany, Switzerland

<sup>1</sup> Important note on update status: The displayed date refers exclusively to the calculation of the NAV.

DISCLAIMER: The information on this page are for informational purposes only and should neither an offer to sell nor a solicitation for the purchase of the security or recommendation in favor of the security to be understood. baha GmbH assumes no liability despite thorough searches for the accuracy of the data.  
Funds data from: www.mountain-view.com. Fact Sheet created by: www.baha.com

## Capital Group Investment Company of America (LUX) Z JPY / LU1378997529 / A2AG4Z / Capital Int. M. Co.

2 The Mountain-View Data Fund Rating calculates a comparative ranking for funds using yield, volatility and trend data. For more information visit [MVD Funds Rating](#)

### Investment strategy

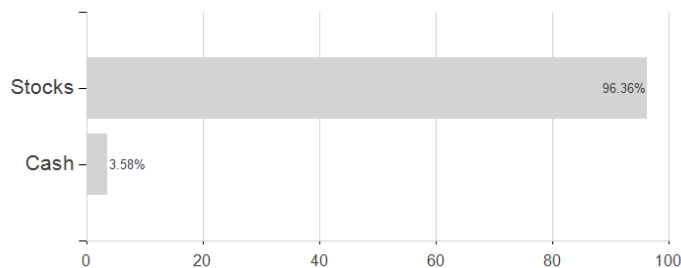
The fund invests primarily in common stocks, most of which have a history of paying dividends. The fund's equity investments are generally limited to securities of companies that are included on its eligible list. In addition, the fund may invest up to 5% of its assets, at the time of purchase, in securities of companies that are not included on its eligible list. Securities are added to, or deleted from, the eligible list based upon a number of factors, such as the fund's investment objectives and policies, whether a company is deemed to be an established company of sufficient quality and a company's dividend payment prospects.

### Investment goal

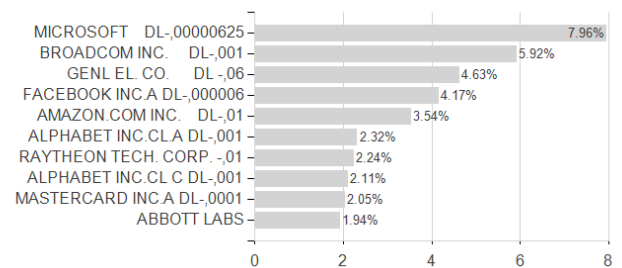
The fund's investment objectives are to achieve long-term growth of capital and income.

### Assessment Structure

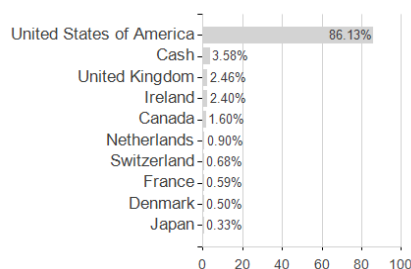
#### Assets



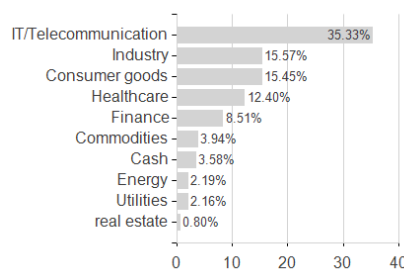
#### Largest positions



#### Countries



#### Branches



#### Currencies

