

PrivilEdge - Alpha Japan, Syst. Hdg, (EUR), MD / LU2191966956 / A2P7JU / Lombard Odier F.(EU)

Last 05/27/2024 ¹	Country	Branch	Type of yield	Type
27.97 EUR	Japan	Mixed Sectors	paying dividend	Equity Fund

■ PrivilEdge - Alpha Japan, Syst. Hdg, (EUR), MD
■ Benchmark: IX Aktien Japan EUR



Risk key figures

SRI 1 2 3 4 5 6 7

Mountain-View Funds Rating² EDA³

▲▲▲▲▲▲ 73

Yearly Performance

2023 +26.83%

Master data		Conditions		Other figures	
Fund type	Single fund	Issue surcharge	5.00%	Minimum investment	EUR 3,000.00
Category	Equity	Planned administr. fee	0.00%	Savings plan	-
Sub category	Mixed Sectors	Deposit fees	0.00%	UCITS / OGAW	Yes
Fund domicile	Luxembourg	Redemption charge	0.00%	Performance fee	0.00%
Tranch volume	(05/27/2024) JPY 0.659 mill.	Ongoing charges	-	Redeployment fee	0.00%
Total volume	(05/27/2024) JPY 45,728.72 mill.	Dividends		Investment company	
Launch date	8/21/2020	27.11.2023	0.14 EUR	Lombard Odier F.(EU) 291, route d'Arlon, L-1150, Luxembourg Luxembourg https://www.lombardodier.com	
KESr report funds	Yes	25.11.2022	0.13 EUR		
Business year start	01.10.				
Sustainability type	-				
Fund manager	Alpha Japan Asset Advisors Ltd				

Performance	1M	6M	YTD	1Y	2Y	3Y	5Y	Since start
Performance	+4.45%	+23.13%	+23.08%	+36.63%	+50.48%	-	-	+50.48%
Performance p.a.	-	-	-	+36.86%	+23.05%	-	-	+23.05%
Sharpe ratio	5.84	3.53	4.64	2.36	-	-	-	1.38
Volatility	12.45%	13.69%	13.84%	14.04%	0.00%	0.00%	0.00%	13.94%
Worst month	-	0.19%	0.19%	-2.56%	-5.17%	0.00%	0.00%	-5.17%
Best month	-	8.60%	8.60%	8.60%	8.60%	0.00%	0.00%	8.60%
Maximum loss	-1.65%	-5.41%	-5.41%	-8.12%	0.00%	0.00%	0.00%	-

Distribution permission

Germany, Switzerland, Luxembourg

¹ Important note on update status: The displayed date refers exclusively to the calculation of the NAV.

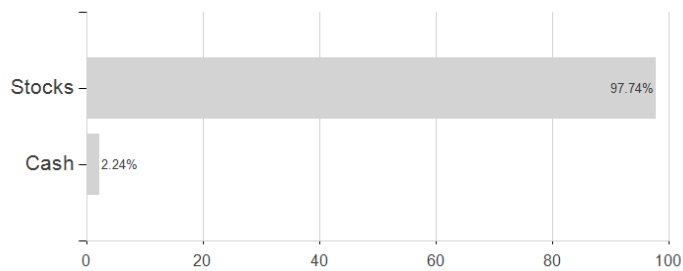
PrivilEdge - Alpha Japan, Syst. Hdg, (EUR), MD / LU2191966956 / A2P7JU / Lombard Odier F.(EU)

2 The Mountain-View Data Fund Rating calculates a comparative ranking for funds using yield, volatility and trend data. For more information visit [MVD Funds Rating](#)

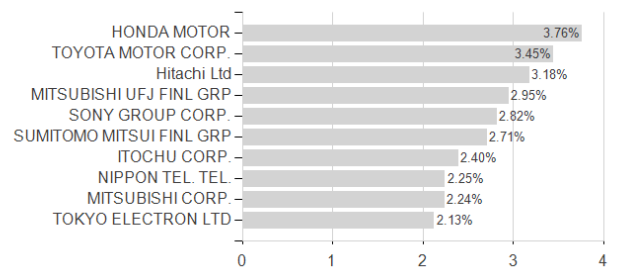
3 Displays the Ethical-Dynamical Ratio calculated according to standard criteria. The maximum value is 100. For more information visit [EDA](#)

Assessment Structure

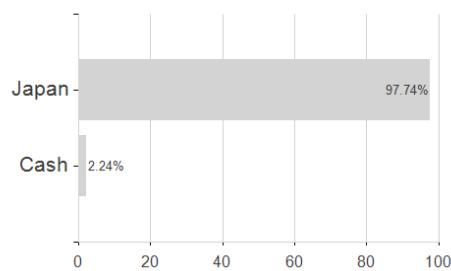
Assets



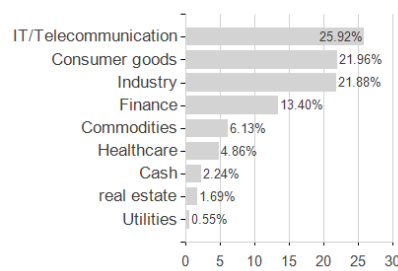
Largest positions



Countries



Branches



Currencies

