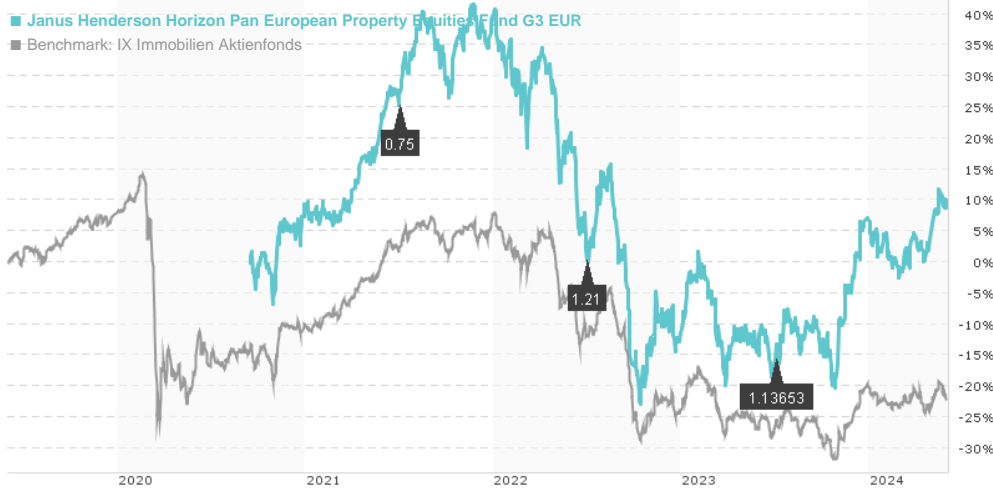


Janus Henderson Horizon Pan European Property Equities Fund G3 EUR / LU2214901006 / A2QDE9 / Janus

Last 05/31/2024 ¹	Region	Branch	Type of yield	Type
35.07 EUR	Europe	Real Estate Fund/Equity	paying dividend	Real Estate Investment Fund



Risk key figures

SRI 1 2 3 4 5 6 7

Mountain-View Funds Rating² EDA³



Yearly Performance

2023	+20.64%
2022	-36.69%
2021	+28.97%

Master data		Conditions		Other figures	
Fund type	Single fund	Issue surcharge	5.00%	Minimum investment	EUR 50,000,000.00
Category	Real Estate	Planned administr. fee	0.00%	Savings plan	-
Sub category	Real Estate Fund/Equity	Deposit fees	0.65%	UCITS / OGAW	Yes
Fund domicile	Luxembourg	Redemption charge	1.00%	Performance fee	10.00%
Tranch volume	(05/31/2024) EUR 53.66 mill.	Ongoing charges	-	Redeployment fee	0.00%
Total volume	(05/29/2024) EUR 598.30 mill.	Dividends		Investment company	
Launch date	9/15/2020	03.07.2023	1.14 EUR	Janus Henderson Inv.	
KESt report funds	Yes	01.07.2022	1.21 EUR	201 Bishopsgate, EC2M 3AE, London	
Business year start	01.07.	01.07.2021	0.75 EUR	United Kingdom	
Sustainability type	-	www.janushenderson.com/			
Fund manager	Guy Barnard, Nicolas Scherf				

Performance	1M	6M	YTD	1Y	2Y	3Y	5Y	Since start
Performance	+4.84%	+12.51%	+2.84%	+29.52%	-8.40%	-10.78%	-	+10.10%
Performance p.a.	-	-	-	+29.43%	-4.29%	-3.73%	-	+2.63%
Sharpe ratio	5.17	1.42	0.22	1.25	-0.34	-0.34	-	-0.05
Volatility	13.67%	16.10%	14.87%	20.63%	24.08%	22.45%	0.00%	21.36%
Worst month	-	-5.98%	-5.98%	-5.98%	-19.10%	-19.10%	0.00%	-19.10%
Best month	-	17.05%	9.40%	17.05%	17.05%	17.05%	0.00%	17.05%
Maximum loss	-2.75%	-8.99%	-8.46%	-13.69%	-35.69%	-45.42%	0.00%	-

Distribution permission

Austria, Germany, Switzerland, Luxembourg

¹ Important note on update status: The displayed date refers exclusively to the calculation of the NAV.

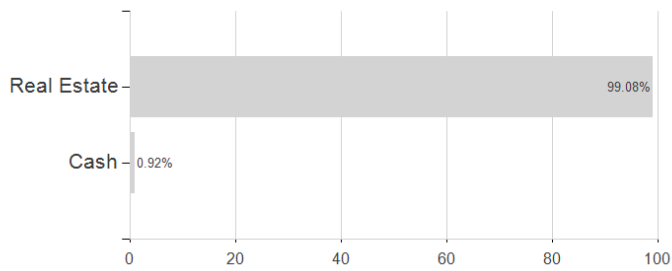
² The Mountain-View Data Fund Rating calculates a comparative ranking for funds using yield, volatility and trend data. For more information visit [MVD Funds Rating](#)

³ Displays the Ethical-Dynamical Ratio calculated according to standard criteria. The maximum value is 100. For more information visit [EDA](#)

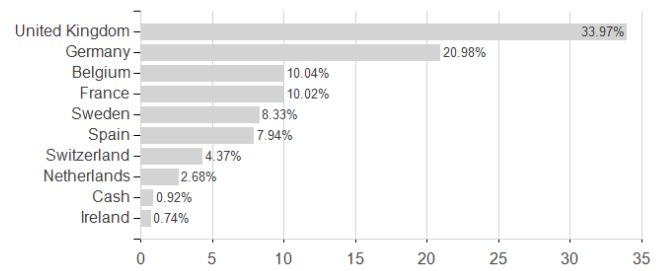
Janus Henderson Horizon Pan European Property Equities Fund G3 EUR / LU2214901006 / A2QDE9 / Janus

Assessment Structure

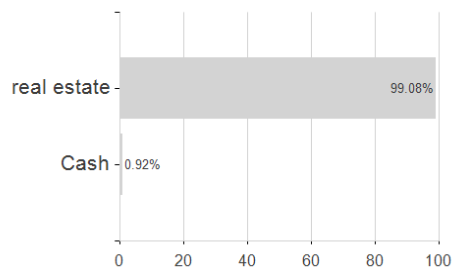
Assets



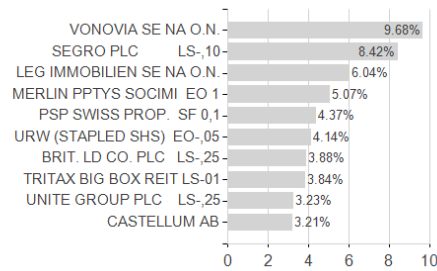
Countries



Branches



Largest positions



Currencies

