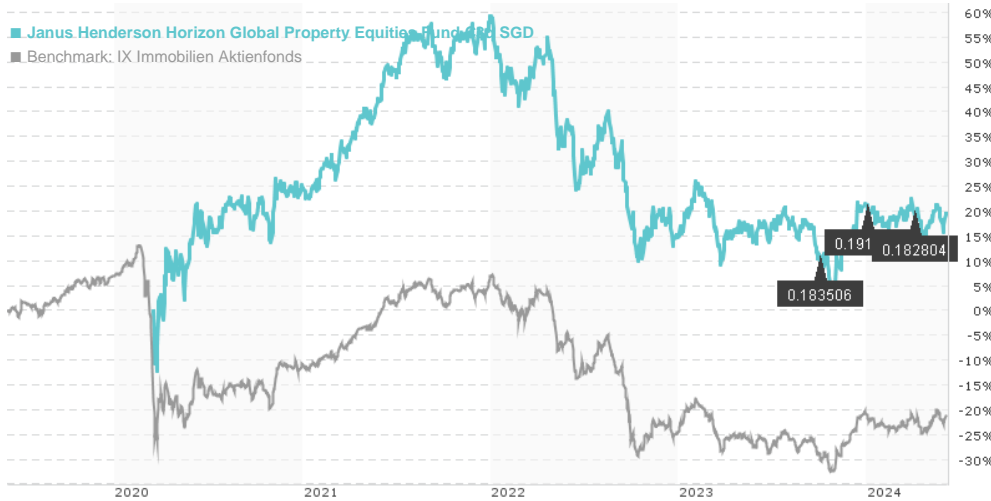


Janus Henderson Horizon Global Property Equities Fund C3q SGD / LU2124972667 / A3EBTE / Janus Henderson Inv.

Last 06/04/2024 ¹	Region	Branch	Type of yield	Type
27.07 SGD	Worldwide	Real Estate Fund/Equity	paying dividend	Real Estate Investment Fund

■ Janus Henderson Horizon Global Property Equities Fund C3q SGD
■ Benchmark: IX Immobilien Aktienfonds



Risk key figures

SRI 1 2 3 4 5 6 7

Mountain-View Funds Rating²

EDA³



Yearly Performance

2023	+5.82%
2022	-27.81%
2021	+27.78%

Master data		Conditions		Other figures	
Fund type	Single fund	Issue surcharge	5.00%	Minimum investment	UNT 0
Category	Real Estate	Planned administr. fee	0.00%	Savings plan	-
Sub category	Real Estate Fund/Equity	Deposit fees	0.65%	UCITS / OGAW	Yes
Fund domicile	Luxembourg	Redemption charge	1.00%	Performance fee	0.00%
Tranch volume	(06/04/2024) USD 43.99 mill.	Ongoing charges	-	Redeployment fee	0.00%
Total volume	(05/29/2024) USD 1,152.42 mill.	Dividends		Investment company	
Launch date	3/16/2020	02.04.2024	0.18 SGD	Janus Henderson Inv. 201 Bishopsgate, EC2M 3AE, London United Kingdom www.janushenderson.com/	
KESr report funds	No	02.01.2024	0.19 SGD		
Business year start	01.07.	02.10.2023	0.18 SGD		
Sustainability type	-	03.07.2023	0.24 SGD		
Fund manager	Guy Barnard, Tim Gibson, Greg Kuhl	03.04.2023	0.22 SGD		

Performance	1M	6M	YTD	1Y	2Y	3Y	5Y	Since start
Performance	+1.50%	+3.63%	-1.68%	+2.08%	-11.84%	-17.68%	-	+19.69%
Performance p.a.	-	-	-	+2.08%	-6.12%	-6.27%	-	+4.35%
Sharpe ratio	1.19	0.26	-0.60	-0.12	-0.62	-0.65	-	0.03
Volatility	14.13%	13.82%	12.97%	14.43%	16.10%	15.50%	0.00%	17.77%
Worst month	-	-4.73%	-4.73%	-5.83%	-9.56%	-9.56%	-9.56%	-9.56%
Best month	-	7.35%	7.35%	7.71%	7.71%	7.71%	8.12%	8.12%
Maximum loss	-4.55%	-6.74%	-6.74%	-14.68%	-26.32%	-35.07%	0.00%	-

Distribution permission

Austria, Germany, Switzerland, Luxembourg

¹ Important note on update status: The displayed date refers exclusively to the calculation of the NAV.

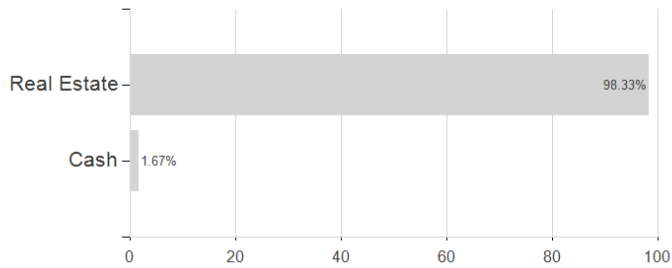
² The Mountain-View Data Fund Rating calculates a comparative ranking for funds using yield, volatility and trend data. For more information visit [MVD Funds Rating](#)

³ Displays the Ethical-Dynamical Ratio calculated according to standard criteria. The maximum value is 100. For more information visit [EDA](#)

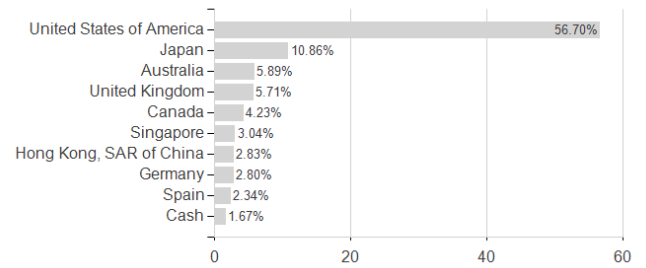
Janus Henderson Horizon Global Property Equities Fund C3q SGD / LU2124972667 / A3EBTE / Janus Henderson Inv.

Assessment Structure

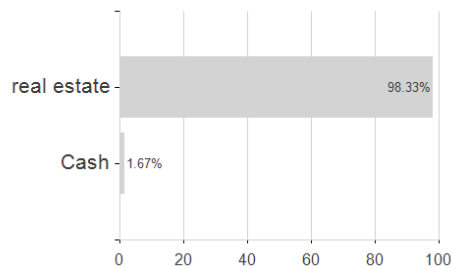
Assets



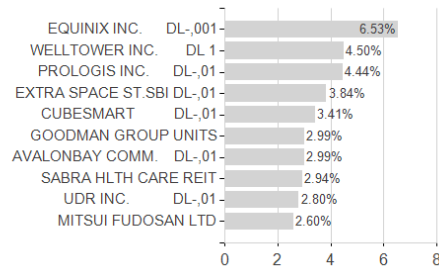
Countries



Branches



Largest positions



Currencies

