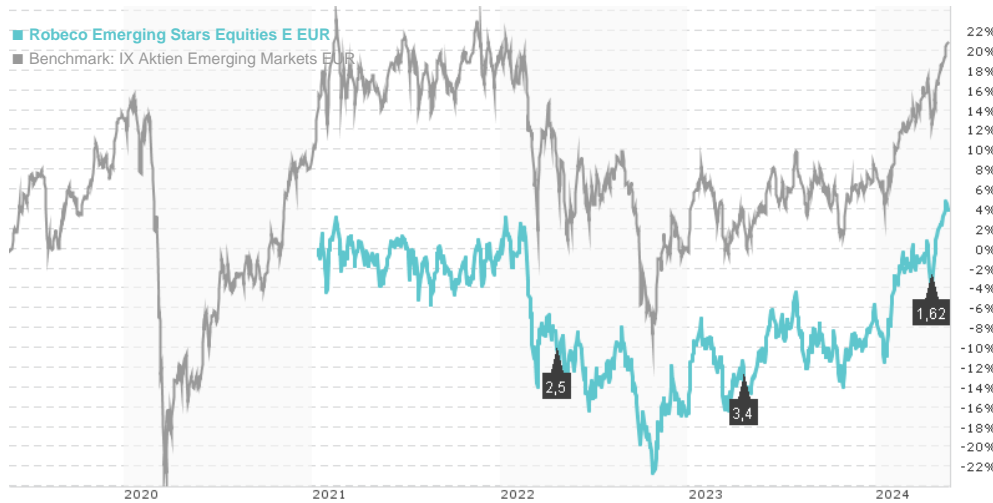


## Robeco Emerging Stars Equities E EUR / LU1143725528 / A3CXJA / Robeco Inst. AM

Last 05/21/2024 <sup>1</sup>	Region	Branch	Type of yield	Type
140.83 EUR	Emerging Markets	Mixed Sectors	paying dividend	Equity Fund



### Risk key figures

SRI 1 2 3 4 5 6 7

Mountain-View Funds Rating<sup>2</sup> EDA<sup>3</sup>

82

### Yearly Performance

2023	+12.92%
2022	-15.74%
2021	-0.79%

Master data		Conditions		Other figures	
Fund type	Single fund	Issue surcharge	5.00%	Minimum investment	UNT 0
Category	Equity	Planned administr. fee	0.00%	Savings plan	-
Sub category	Mixed Sectors	Deposit fees	0.00%	UCITS / OGAW	Yes
Fund domicile	Luxembourg	Redemption charge	0.00%	Performance fee	15.00%
Tranch volume	-	Ongoing charges	-	Redeployment fee	0.00%
Total volume	(05/21/2024) EUR 2,002.47 mill.	Dividends		Investment company	
Launch date	11/26/2014	17.04.2024	1.62 EUR	Robeco Inst. AM	
KESt report funds	No	19.04.2023	3.40 EUR	Weena 850, 3014, Rotterdam	
Business year start	01.01.	20.04.2022	2.50 EUR	Netherlands	
Sustainability type	-	21.04.2021	0.77 EUR	https://www.robeco.com	
Fund manager	Jaap van der Hart, Karnail Sangha				

Performance	1M	6M	YTD	1Y	2Y	3Y	5Y	Since start
Performance	+6.25%	+14.60%	+10.13%	+15.63%	+17.12%	+6.58%	-	+3.95%
Performance p.a.	-	-	-	+15.63%	+8.23%	+2.15%	-	+1.16%
Sharpe ratio	13.33	2.51	2.09	0.98	0.32	-0.12	-	-0.19
Volatility	8.30%	11.10%	11.83%	12.05%	13.87%	14.02%	0.00%	13.99%
Worst month	-	-1.76%	-1.76%	-5.73%	-10.11%	-10.11%	0.00%	-10.11%
Best month	-	5.94%	5.94%	5.94%	11.79%	11.79%	0.00%	11.79%
Maximum loss	-0.89%	-6.16%	-4.79%	-10.00%	-15.89%	-24.97%	0.00%	-

### Distribution permission

Austria, Germany, Switzerland

<sup>1</sup> Important note on update status: The displayed date refers exclusively to the calculation of the NAV.

<sup>2</sup> The Mountain-View Data Fund Rating calculates a comparative ranking for funds using yield, volatility and trend data. For more information visit [MVD Funds Rating](#)

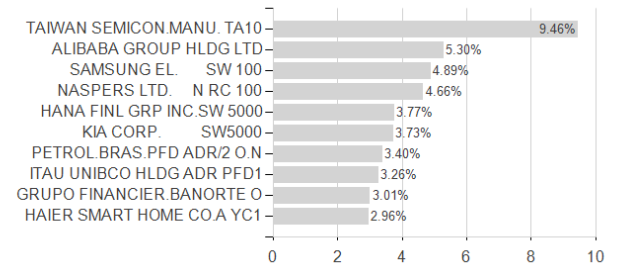
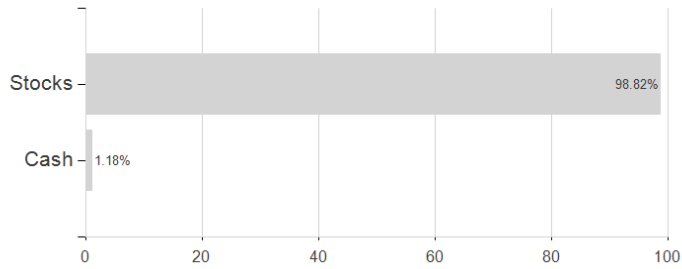
<sup>3</sup> Displays the Ethical-Dynamical Ratio calculated according to standard criteria. The maximum value is 100. For more information visit [EDA](#)

## Robeco Emerging Stars Equities E EUR / LU1143725528 / A3CXJA / Robeco Inst. AM

### Assessment Structure

#### Assets

#### Largest positions



#### Countries

#### Branches

#### Currencies

