

ALLIANZ VALEURS DURABLES - RC - (USD) / FR0013479375 / A3C1FB / Allianz GI.Investors

Last 06/03/2024 ¹	Region	Branch	Type of yield	Type
148.40 USD	Euroland	Mixed Sectors	reinvestment	Equity Fund

■ ALLIANZ VALEURS DURABLES - RC - (USD)
■ Benchmark: IX Aktien Euroland



Risk key figures

SRI 1 2 3 4 5 6 7

Mountain-View Funds Rating² EDA³

78

Yearly Performance

Master data		Conditions		Other figures	
Fund type	Single fund	Issue surcharge	3.00%	Minimum investment	UNT 0
Category	Equity	Planned administr. fee	0.00%	Savings plan	-
Sub category	Mixed Sectors	Deposit fees	0.00%	UCITS / OGAW	Yes
Fund domicile	France	Redemption charge	0.00%	Performance fee	0.00%
Tranch volume	(04/18/2024) EUR 0.001 mill.	Ongoing charges	-	Redeployment fee	0.00%
Total volume	-	Dividends		Investment company	
Launch date	6/3/2020	Allianz GI.Investors			
KESt report funds	No	Bockenheimer Landstraße 42-44, 60323, Frankfurt am Main			
Business year start	01.01.	Germany			
Sustainability type	Ethics/ecology	https://www.allianzgi.com			
Fund manager	Christine CLET-MESSADI				

Performance	1M	6M	YTD	1Y	2Y	3Y	5Y	Since start
Performance	+4.96%	+14.63%	+10.39%	-	-	-	-	+14.63%
Performance p.a.	-	-	-	-	-	-	-	-
Sharpe ratio	6.48	-	1.90	-	-	-	-	2.39
Volatility	11.26%	0.00%	12.00%	0.00%	0.00%	0.00%	0.00%	11.95%
Worst month	-	-3.22%	-3.22%	-3.22%	0.00%	0.00%	0.00%	-3.22%
Best month	-	5.31%	5.31%	5.31%	0.00%	0.00%	0.00%	5.31%
Maximum loss	-2.02%	0.00%	-5.60%	0.00%	0.00%	0.00%	0.00%	-

Distribution permission

Switzerland

¹ Important note on update status: The displayed date refers exclusively to the calculation of the NAV.

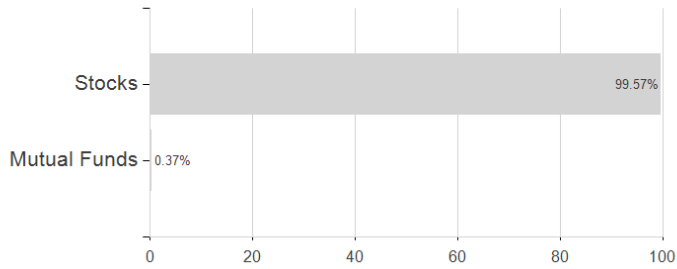
² The Mountain-View Data Fund Rating calculates a comparative ranking for funds using yield, volatility and trend data. For more information visit [MVD Funds Rating](#)

³ Displays the Ethical-Dynamical Ratio calculated according to standard criteria. The maximum value is 100. For more information visit [EDA](#)

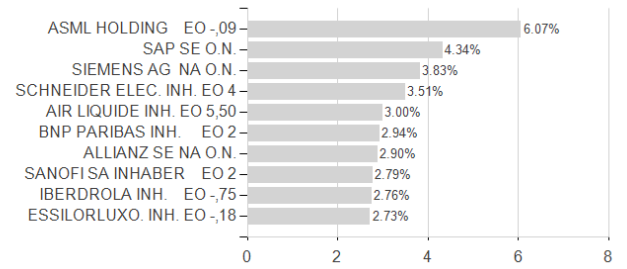
ALLIANZ VALEURS DURABLES - RC - (USD) / FR0013479375 / A3C1FB / Allianz GI.Investors

Assessment Structure

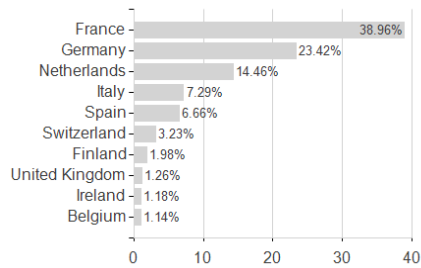
Assets



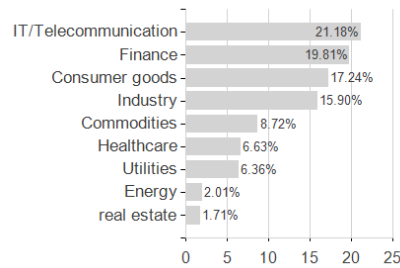
Largest positions



Countries



Branches



Currencies

