

GANÉ Value Event Fund - Aktienklasse M / DE000A407LK3 / A407LK / Universal-Investment

Last 05/29/2024 ¹	Region	Branch	Type of yield	Type
10098.44 EUR	Worldwide	Mixed fund/flexible	paying dividend	Mixed Fund

■ GANÉ Value Event Fund - Aktienklasse M
■ Benchmark: IX Mischfonds flexibel EUR



Risk key figures

SRI 1 2 3 4 5 6 7

Mountain-View Funds Rating² EDA³

- 78

Yearly Performance

Master data		Conditions		Other figures	
Fund type	Single fund	Issue surcharge	5.00%	Minimum investment	UNT 0
Category	Mixed Fund	Planned administr. fee	0.00%	Savings plan	-
Sub category	Mixed fund/flexible	Deposit fees	0.10%	UCITS / OGAW	Yes
Fund domicile	Germany	Redemption charge	0.00%	Performance fee	15.00%
Tranch volume	(05/29/2024) EUR 2.67 mill.	Ongoing charges	-	Redeployment fee	0.00%
Total volume	(05/29/2024) EUR 590.79 mill.	Dividends		Investment company	
Launch date	4/2/2024	Universal-Investment			
KESr report funds	Yes	Theodor-Heuss-Allee 70, 60486, Frankfurt am Main			
Business year start	01.02.	Germany			
Sustainability type	-	https://www.universal-investment.com			
Fund manager	-				

Performance	1M	6M	YTD	1Y	2Y	3Y	5Y	Since start
Performance	+1.24%	-	-	-	-	-	-	+0.98%
Performance p.a.	-	-	-	-	-	-	-	-
Sharpe ratio	2.69	-	-	-	-	-	-	0.42
Volatility	4.59%	0.00%	0.00%	0.00%	0.00%	0.00%	0.00%	6.38%
Worst month	-	1.88%	1.88%	1.88%	0.00%	0.00%	0.00%	1.88%
Best month	-	1.88%	1.88%	1.88%	0.00%	0.00%	0.00%	1.88%
Maximum loss	-1.06%	0.00%	0.00%	0.00%	0.00%	0.00%	0.00%	-

Distribution permission

Austria, Germany

¹ Important note on update status: The displayed date refers exclusively to the calculation of the NAV.

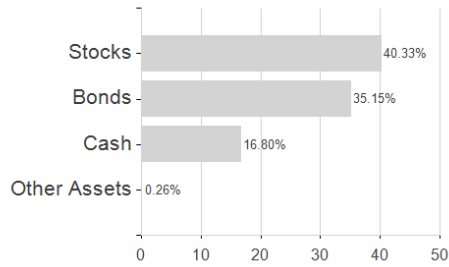
² The Mountain-View Data Fund Rating calculates a comparative ranking for funds using yield, volatility and trend data. For more information visit [MVD Funds Rating](#)

³ Displays the Ethical-Dynamical Ratio calculated according to standard criteria. The maximum value is 100. For more information visit [EDA](#)

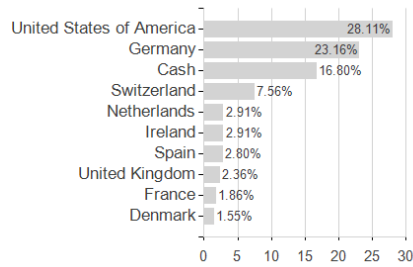
GANÉ Value Event Fund - Aktienklasse M / DE000A407LK3 / A407LK / Universal-Investment

Assessment Structure


Assets



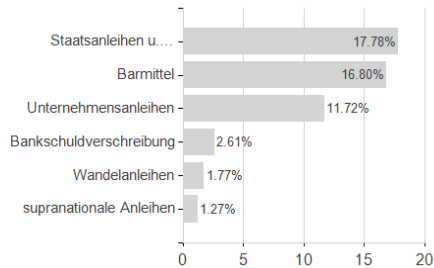
Countries



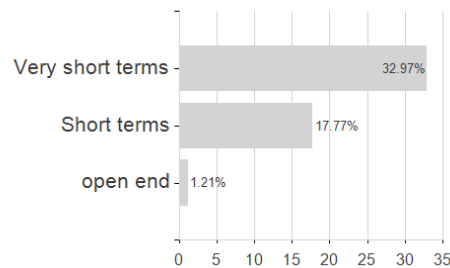
Largest positions



Issuer



Duration



Currencies

