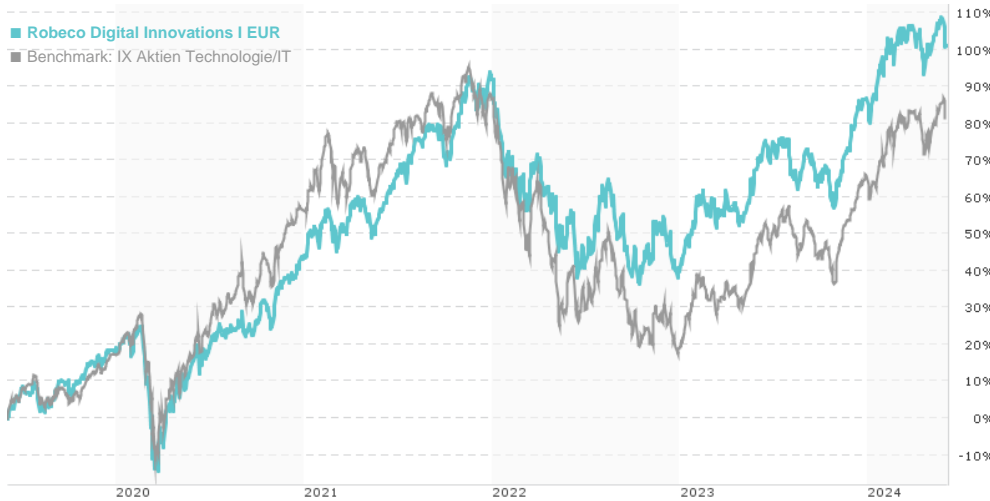


## Robeco Digital Innovations I EUR / LU1602110832 / A3CXLB / Robeco Inst. AM

Last 06/03/2024 <sup>1</sup>	Region	Branch	Type of yield	Type
229.33 EUR	Worldwide	Sector Technology	reinvestment	Equity Fund



### Risk key figures

SRI 1 2 3 4 5 6 7

Mountain-View Funds Rating<sup>2</sup> EDA<sup>3</sup>

▲ ▲ ▲ ▲ ▲ ▲ 80

### Yearly Performance

2023	+33.57%
2022	-27.08%
2021	+33.05%
2020	+22.68%
2019	+36.37%

Master data		Conditions		Other figures	
Fund type	Single fund	Issue surcharge	0.50%	Minimum investment	UNT 0
Category	Equity	Planned administr. fee	0.00%	Savings plan	-
Sub category	Sector Technology	Deposit fees	0.00%	UCITS / OGAW	Yes
Fund domicile	Luxembourg	Redemption charge	0.00%	Performance fee	0.00%
Tranch volume	-	Ongoing charges	-	Redeployment fee	0.00%
Total volume	(06/03/2024) EUR 256.03 mill.	Dividends		Investment company	
Launch date	5/24/2017	Robeco Inst. AM			
KESr report funds	Yes	Weena 850, 3014, Rotterdam			
Business year start	01.01.	Netherlands			
Sustainability type	-	<a href="https://www.robeco.com">https://www.robeco.com</a>			
Fund manager	Marco van Lent, Steef Bergakker				

Performance	1M	6M	YTD	1Y	2Y	3Y	5Y	Since start
Performance	+0.72%	+12.73%	+7.60%	+17.96%	+30.21%	+28.31%	+105.22%	+129.33%
Performance p.a.	-	-	-	+18.01%	+14.09%	+8.66%	+15.44%	+12.52%
Sharpe ratio	0.41	1.69	1.05	1.03	0.57	0.26	0.58	0.47
Volatility	12.12%	13.90%	14.64%	13.91%	18.04%	18.47%	20.03%	18.55%
Worst month	-	-3.89%	-3.89%	-3.89%	-9.58%	-10.57%	-12.55%	-12.55%
Best month	-	5.76%	5.76%	10.52%	13.76%	13.76%	13.76%	13.76%
Maximum loss	-3.78%	-6.39%	-6.39%	-10.88%	-17.30%	-29.67%	-31.57%	-

### Distribution permission

Austria, Germany, Switzerland

<sup>1</sup> Important note on update status: The displayed date refers exclusively to the calculation of the NAV.

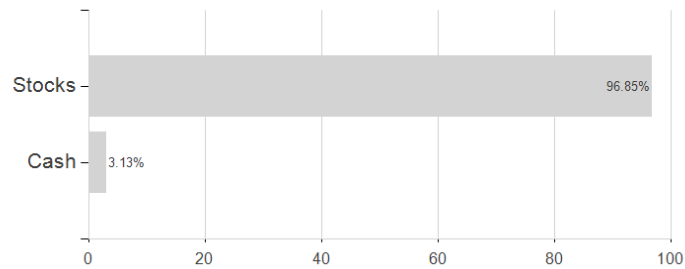
<sup>2</sup> The Mountain-View Data Fund Rating calculates a comparative ranking for funds using yield, volatility and trend data. For more information visit [MVD Funds Rating](#)

<sup>3</sup> Displays the Ethical-Dynamical Ratio calculated according to standard criteria. The maximum value is 100. For more information visit [EDA](#)

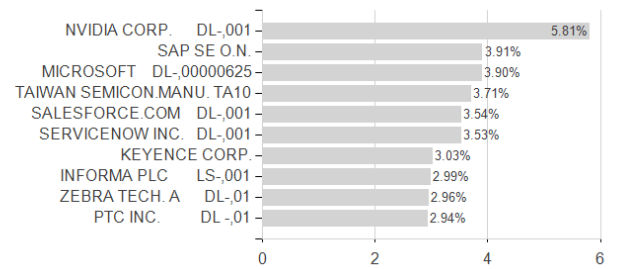
## Robeco Digital Innovations I EUR / LU1602110832 / A3CXLB / Robeco Inst. AM

### Assessment Structure

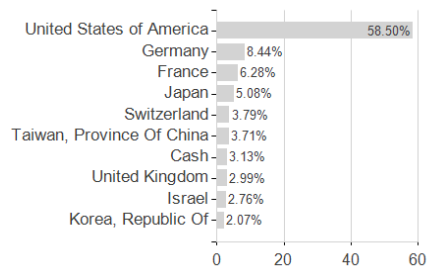
#### Assets



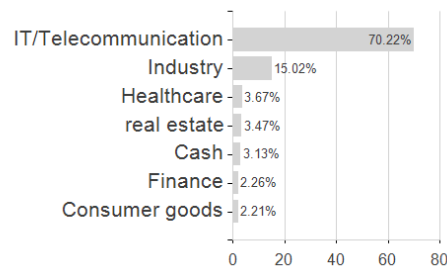
#### Largest positions



#### Countries



#### Branches



#### Currencies

