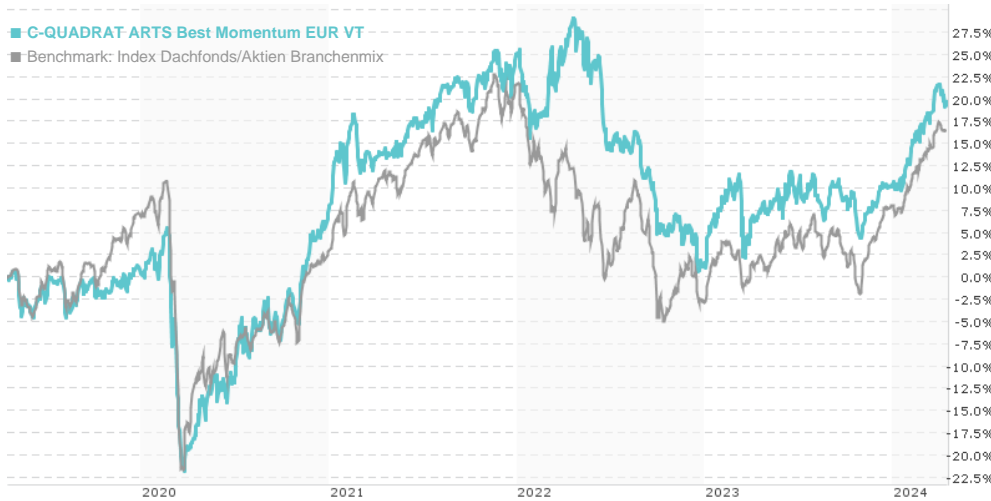


C-QUADRAT ARTS Best Momentum EUR VT / AT0000A08LD9 / 0A08LD / Ampega Investment

| Last 04/16/2024 ¹ | Region | Branch | Type of yield | Type |
|------------------------------|-----------|---------------|-------------------|-------------|
| 297.96 EUR | Worldwide | Mixed Sectors | Full reinvestment | Equity Fund |



Risk key figures

SRI 1 2 3 4 5 6 7

Mountain-View Funds Rating² EDA³

70

Yearly Performance

| | |
|------|---------|
| 2023 | +8.57% |
| 2022 | -18.87% |
| 2021 | +15.78% |
| 2020 | +7.71% |
| 2019 | +10.01% |

| Master data | | Conditions | | Other figures | |
|---------------------|-------------------------------|---|-------|--------------------|--------|
| Fund type | Single fund | Issue surcharge | 5.00% | Minimum investment | UNT 0 |
| Category | Equity | Planned administr. fee | 0.00% | Savings plan | - |
| Sub category | Mixed Sectors | Deposit fees | 0.00% | UCITS / OGAW | Yes |
| Fund domicile | Austria | Redemption charge | 0.00% | Performance fee | 20.00% |
| Tranch volume | (04/16/2024) EUR 5.44 mill. | Ongoing charges | - | Redeployment fee | 0.00% |
| Total volume | (04/16/2024) EUR 150.06 mill. | Dividends | | Investment company | |
| Launch date | 5/16/2008 | Ampega Investment | | | |
| KESt report funds | Yes | Charles-de-Gaulle-Platz 1, 50679, Köln | | | |
| Business year start | 01.01. | Germany | | | |
| Sustainability type | - | https://www.ampega.de | | | |
| Fund manager | ARTS Asset Management GmbH | | | | |

| Performance | 1M | 6M | YTD | 1Y | 2Y | 3Y | 5Y | Since start |
|------------------|--------|--------|--------|---------|---------|---------|---------|-------------|
| Performance | +0.91% | +9.30% | +8.48% | +11.43% | -7.29% | +5.02% | +19.73% | +67.04% |
| Performance p.a. | - | - | - | +11.43% | -3.72% | +1.64% | +3.66% | +3.27% |
| Sharpe ratio | 1.05 | 2.17 | 3.67 | 0.95 | -0.74 | -0.22 | -0.02 | -0.06 |
| Volatility | 7.76% | 7.19% | 7.84% | 7.95% | 10.30% | 10.22% | 11.35% | 10.17% |
| Worst month | - | -4.17% | -1.64% | -4.17% | -7.75% | -7.75% | -16.32% | -16.32% |
| Best month | - | 4.68% | 4.68% | 4.68% | 5.86% | 5.86% | 10.76% | 11.04% |
| Maximum loss | -2.02% | -4.65% | -2.02% | -6.72% | -22.06% | -22.06% | -25.98% | - |

Distribution permission

Austria, Germany

¹ Important note on update status: The displayed date refers exclusively to the calculation of the NAV.

² The Mountain-View Data Fund Rating calculates a comparative ranking for funds using yield, volatility and trend data. For more information visit [MVD Funds Rating](#)

DISCLAIMER: The information on this page are for informational purposes only and should neither an offer to sell nor a solicitation for the purchase of the security or recommendation in favor of the security to be understood. baha GmbH assumes no liability despite thorough searches for the accuracy of the data.

Funds data from: www.mountain-view.com. Fact Sheet created by: www.baha.com

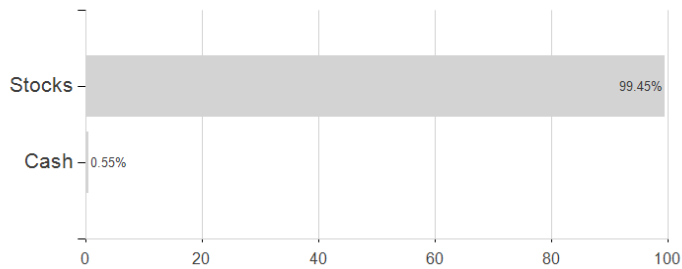
Created: 04/16/2024

C-QUADRAT ARTS Best Momentum EUR VT / AT0000A08LD9 / 0A08LD / Ampega Investment

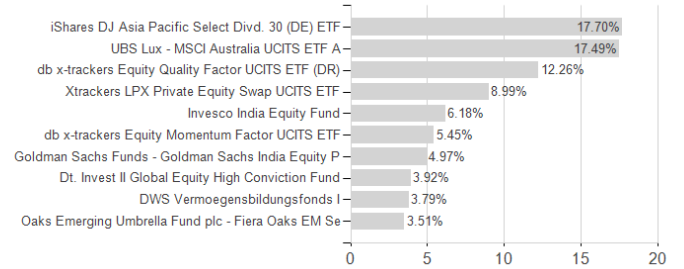
3 Displays the Ethical-Dynamical Ratio calculated according to standard criteria. The maximum value is 100. For more information visit [EDA](#)

Assessment Structure

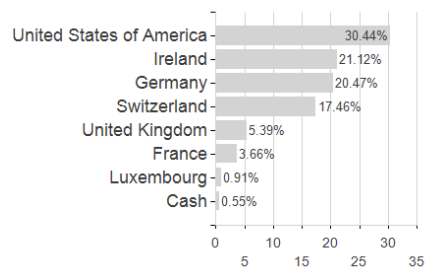
Assets



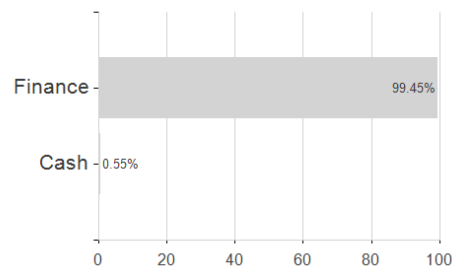
Largest positions



Countries



Branches



Currencies

