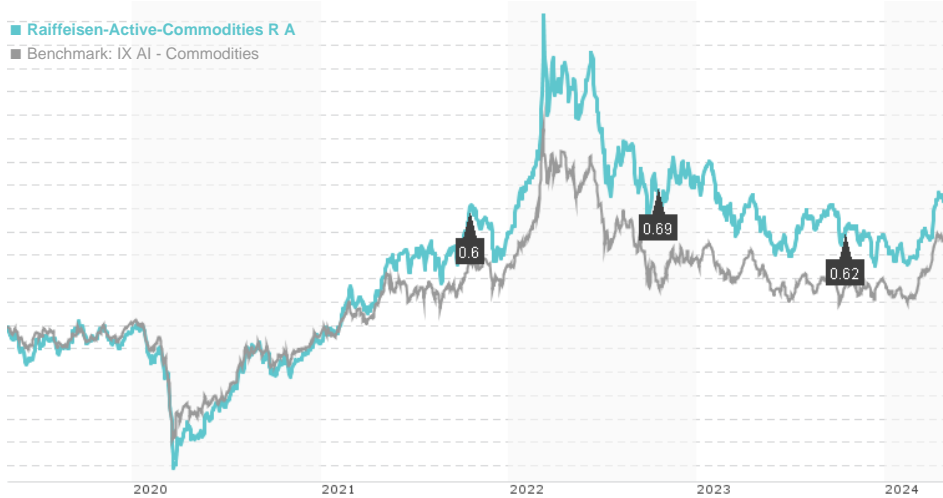


## Raiffeisen-Active-Commodities R A / AT0000A0J8B6 / 0A0J8B / Raiffeisen KAG

Last 04/30/2024 <sup>1</sup>	Region	Branch	Type of yield	Type
63.65 EUR	Worldwide	AI Commodities	paying dividend	Alternative Investm.

■ Raiffeisen-Active-Commodities R A  
■ Benchmark: IX AI - Commodities



### Risk key figures

SRI 1 2 3 4 5 6 7

Mountain-View Funds Rating<sup>2</sup> EDA<sup>3</sup>

- -

### Yearly Performance

2023	-8.70%
2022	+9.08%
2021	+24.26%
2020	-2.89%
2019	+8.53%

Master data		Conditions		Other figures	
Fund type	Fund of funds	Issue surcharge	5.00%	Minimum investment	UNT 0
Category	Alternative Investments	Planned administr. fee	0.00%	Savings plan	-
Sub category	AI Commodities	Deposit fees	0.00%	UCITS / OGAW	Yes
Fund domicile	Austria	Redemption charge	0.00%	Performance fee	0.00%
Tranch volume	(04/30/2024) EUR 1.33 mill.	Ongoing charges	-	Redeployment fee	0.00%
Total volume	(04/30/2024) EUR 60.50 mill.	Dividends		Investment company	
Launch date	6/1/2010	16.10.2023	0.62 EUR	Raiffeisen KAG Mooslackengasse 12, 1190, Wien Austria <a href="https://www.rcm.at">https://www.rcm.at</a>	
KESr report funds	Yes	17.10.2022	0.69 EUR		
Business year start	01.08.	15.10.2021	0.60 EUR		
Sustainability type	-	15.10.2020	0.48 EUR		
Fund manager	TEAM	15.10.2019	0.51 EUR		

Performance	1M	6M	YTD	1Y	2Y	3Y	5Y	Since start
Performance	+7.10%	+5.42%	+6.56%	+3.56%	-15.53%	+15.43%	+27.24%	-21.22%
Performance p.a.	-	-	-	+3.57%	-8.10%	+4.89%	+4.93%	-1.70%
Sharpe ratio	14.26	0.74	1.96	-0.03	-0.92	0.07	0.08	-0.48
Volatility	9.87%	9.87%	9.00%	9.98%	12.95%	14.73%	14.13%	11.48%
Worst month	-	-2.12%	-2.12%	-4.48%	-9.67%	-9.67%	-17.40%	-17.40%
Best month	-	7.32%	7.32%	7.34%	7.34%	8.81%	10.45%	10.45%
Maximum loss	-1.45%	-7.15%	-4.53%	-10.39%	-28.80%	-32.20%	-32.20%	-

### Distribution permission

Austria

<sup>1</sup> Important note on update status: The displayed date refers exclusively to the calculation of the NAV.

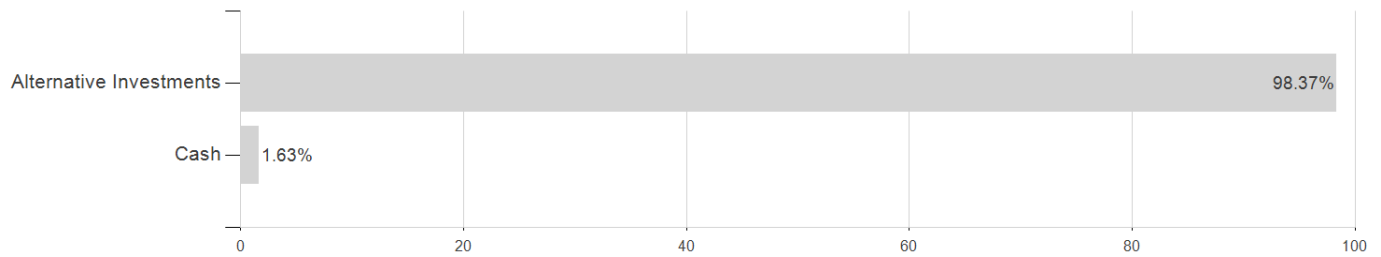
<sup>2</sup> The Mountain-View Data Fund Rating calculates a comparative ranking for funds using yield, volatility and trend data. For more information visit [MVD Funds Rating](#)

<sup>3</sup> Displays the Ethical-Dynamical Ratio calculated according to standard criteria. The maximum value is 100. For more information visit [EDA](#)

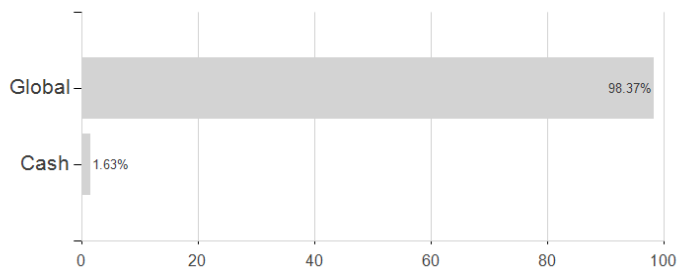
## Raiffeisen-Active-Commodities R A / AT0000A0J8B6 / 0A0J8B / Raiffeisen KAG

### Assessment Structure

#### Assets



#### Countries



#### Largest positions

