

BGF World Mining F.A2 EUR / LU0172157280 / A0BMAR / BlackRock (LU)

Last 04/29/2024 ¹	Region	Branch	Type of yield	Type
60.70 EUR	Worldwide	Sector Commodities divers	reinvestment	Equity Fund



Risk key figures

SRI 1 2 3 4 5 6 7

Mountain-View Funds Rating² EDA³

▲▲▲▲▲▲ 69

Yearly Performance

2023	-3.84%
2022	+7.20%
2021	+25.58%
2020	+21.91%
2019	+21.93%

Master data		Conditions		Other figures	
Fund type	Single fund	Issue surcharge	5.00%	Minimum investment	USD 5,000.00
Category	Equity	Planned administr. fee	0.00%	Savings plan	Yes
Sub category	Sector Commodities divers	Deposit fees	0.45%	UCITS / OGAW	Yes
Fund domicile	Luxembourg	Redemption charge	0.00%	Performance fee	0.00%
Tranch volume	-	Ongoing charges	-	Redeployment fee	0.00%
Total volume	(04/29/2024) USD 5,126.55 mill.	Dividends		Investment company	
Launch date	4/5/2001	BlackRock (LU)			
KESt report funds	Yes	35a Avenue JF Kennedy, 1855, Luxembourg			
Business year start	01.09.	Luxembourg			
Sustainability type	-	https://www.blackrock.com			
Fund manager	Evy Hambro, Olivia Markham				

Performance	1M	6M	YTD	1Y	2Y	3Y	5Y	Since start
Performance	+5.62%	+14.74%	+6.25%	+4.84%	-8.89%	+13.33%	+81.52%	+431.52%
Performance p.a.	-	-	-	+4.86%	-4.54%	+4.26%	+12.65%	+7.51%
Sharpe ratio	4.19	1.46	0.85	0.05	-0.35	0.02	0.33	0.13
Volatility	25.17%	19.27%	19.60%	19.69%	23.71%	25.27%	26.59%	27.16%
Worst month	-	-7.29%	-6.01%	-7.29%	-18.53%	-18.53%	-18.53%	-31.35%
Best month	-	9.26%	9.26%	9.26%	12.97%	12.97%	24.60%	24.60%
Maximum loss	-5.15%	-11.75%	-11.73%	-14.88%	-27.15%	-33.01%	-37.78%	-

Distribution permission

Austria, Germany, Switzerland, United Kingdom, Luxembourg

¹ Important note on update status: The displayed date refers exclusively to the calculation of the NAV.

² The Mountain-View Data Fund Rating calculates a comparative ranking for funds using yield, volatility and trend data. For more information visit [MVD Funds Rating](#)

DISCLAIMER: The information on this page are for informational purposes only and should neither an offer to sell nor a solicitation for the purchase of the security or recommendation in favor of the security to be understood. baha GmbH assumes no liability despite thorough searches for the accuracy of the data.

Funds data from: [www.mountain-view.com](#). Fact Sheet created by: [www.baha.com](#)

Created: 05/01/2024

BGF World Mining F.A2 EUR / LU0172157280 / A0BMAR / BlackRock (LU)

Investment strategy

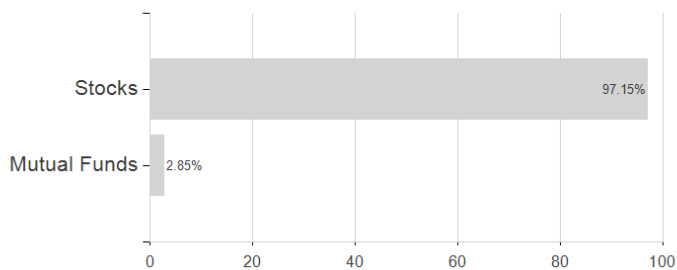
The Fund is actively managed, and the IA has discretion to select the Fund's investments. In doing so, the IA will refer to the MSCI ACWI Metals and Mining 30% Buffer 10/40 Index (the "Index") when constructing the Fund's portfolio, and also for risk management purposes to ensure that the active risk (i.e. degree of deviation from the Index) taken by the Fund remains appropriate given the Fund's investment objective and policy. The IA is not bound by the components or weighting of the Index when selecting investments. The IA may also use its discretion to invest in securities not included in the Index in order to take advantage of specific investment opportunities. However, the industry sector requirements of the investment objective and policy may have the effect of limiting the extent to which the portfolio holdings will deviate from the Index. The Index should be used by investors to compare the performance of the Fund.

Investment goal

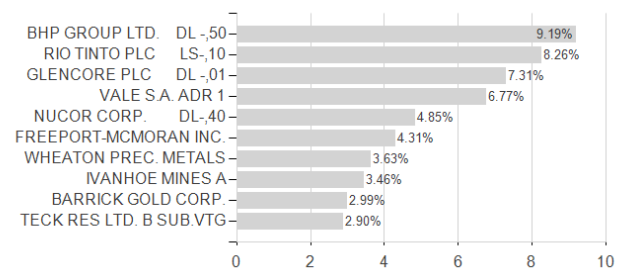
The Fund aims to maximise the return on your investment through a combination of capital growth and income on the Fund's assets. The Fund invests globally at least 70% of its total assets in the equity securities (e.g. shares) of companies the main business of which is the mining and/or production of base and precious metals and/or minerals. The Fund does not hold physical gold or metal. The investment adviser (IA) may use financial derivative instruments (FDIs) (i.e. investments the prices of which are based on one or more underlying assets) for investment purposes in order to achieve the investment objective of the Fund, and/or to reduce risk within the Fund's portfolio, reduce investment costs and generate additional income. The Fund may, via FDIs, generate varying amounts of market leverage (i.e. where the Fund gains market exposure in excess of the value of its assets).

Assessment Structure

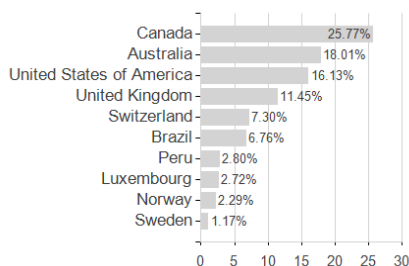
Assets



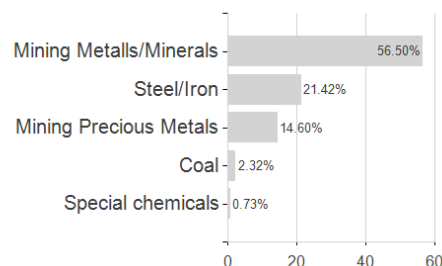
Largest positions



Countries



Branches



Currencies

