

**Mozart one R A / AT0000A0KML1 / 0A0KML / LLB Invest KAG**

Last 01/27/2023 <sup>1</sup> <b>157.03 EUR</b>	Region Europe	Branch Mixed Sectors	Type of yield paying dividend	Type Equity Fund
---	------------------	-------------------------	----------------------------------	---------------------



**Risk key figures**

SRRRI	1	2	3	4	5	<b>6</b>	7
-------	---	---	---	---	---	----------	---

Mountain-View Funds Rating	EDA <sup>2</sup>
▲ ▲ ▲ ▲ ▲ ▲	73

**Yearly Performance**

2022	-16.71%
2021	+16.62%
2020	-4.15%
2019	+19.46%
2018	-24.28%

Master data		Conditions		Other figures	
Fund type	Single fund	Issue surcharge	5.00%	Minimum investment	UNT 0
Category	Equity	Planned administr. fee	0.00%	Savings plan	-
Sub category	Mixed Sectors	Deposit fees	0.00%	UCITS / OGAW	Yes
Fund domicile	Austria	Redemption charge	0.00%	Performance fee	0.00%
Tranch volume	(01/27/2023) EUR 28,12 Mio.	Ongoing charges	(06/30/2021) 2.26%	Redeployment fee	0.00%
Total volume	(01/27/2023) EUR 40,94 Mio.	Dividends		Investment company	
Launch date	9/10/2010	17.10.2022	2.71 EUR	LLB Invest KAG	
KESSt report funds	Yes	15.10.2021	4.00 EUR	Heßgasse 1, 1010, Wien	
Business year start	01.07.	15.10.2020	4.00 EUR	Austria	
Sustainability type	-	15.10.2019	6.31 EUR	https://www.llb.at	
Fund manager	Wolfgang Matejka	15.10.2018	6.31 EUR		

Performance	1M	6M	YTD	1Y	2Y	3Y	5Y	Since start
Performance	+7.09%	+5.55%	+6.71%	-8.83%	-3.33%	+0.23%	-15.19%	+105.46%
Performance p.a.	-	-	-	-8.83%	-1.68%	+0.08%	-3.24%	+5.98%
Sharpe ratio	11.25	0.76	14.72	-0.77	-0.31	-0.14	-0.37	0.26
Volatility	10.80%	11.61%	10.57%	14.75%	13.21%	17.64%	15.38%	13.39%
Worst month	-	-9.12%	-1.70%	-9.12%	-9.12%	-25.56%	-25.56%	-25.56%
Best month	-	6.71%	6.71%	6.71%	6.71%	22.07%	22.07%	22.07%
Maximum loss	-1.31%	-12.63%	-1.31%	-23.42%	-30.79%	-41.58%	-50.95%	-
Outperformance	-	-	-5.11%	-6.67%	-13.18%	-17.18%	+11.55%	-

**Distribution permission**

Austria, Germany

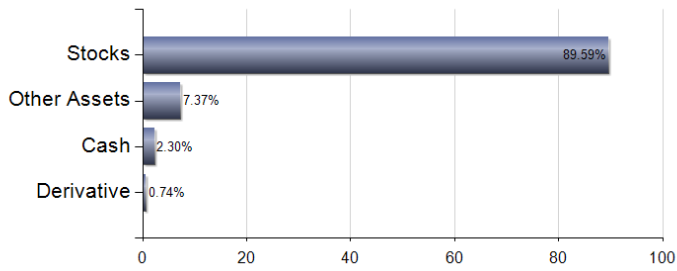
<sup>1</sup> Important note on update status: The displayed date refers exclusively to the calculation of the NAV.

<sup>2</sup> Displays the Ethical-Dynamical Ratio calculated according to standard criteria. The maximum value is 100. For more information visit <http://www.mountain-view.com/MVD-Fonds-Rating.pdf>

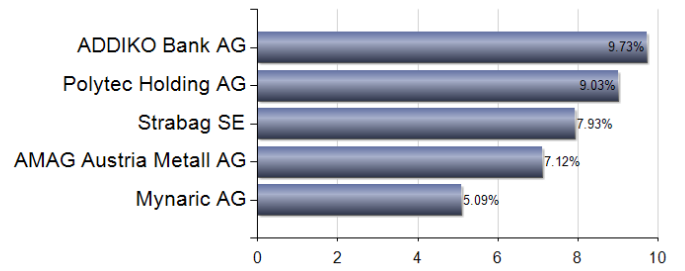
**Mozart one R A / AT0000A0KML1 / 0A0KML / LLB Invest KAG**

**Assessment Structure**

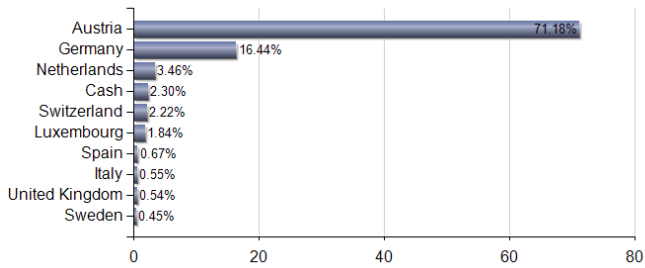
**Assets**



**Largest positions**



**Countries**



**Branches**

