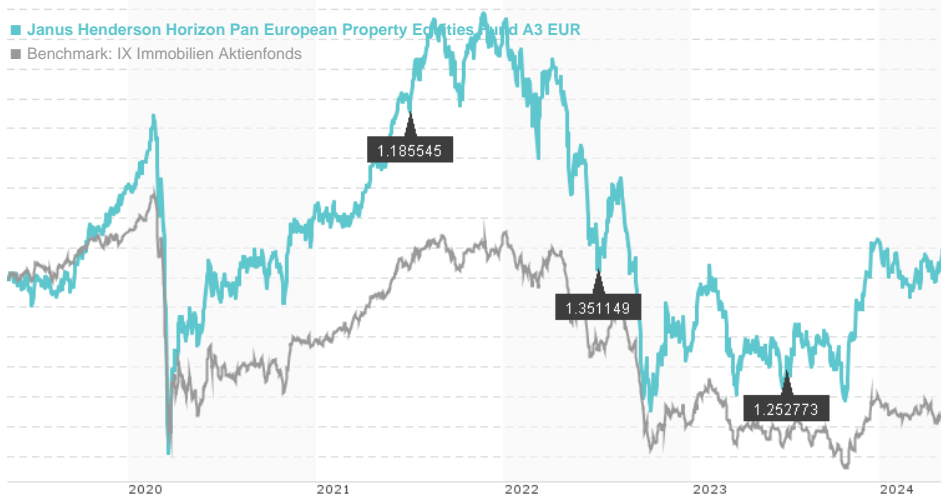


## Janus Henderson Horizon Pan European Property Equities Fund A3 EUR / LU0209156925 / A0DPM6 / Janus

Last 05/10/2024 <sup>1</sup>	Region	Branch	Type of yield	Type
37.55 EUR	Europe	Real Estate Fund/Equity	paying dividend	Real Estate Investment Fund



### Risk key figures

SRI 1 2 3 4 5 6 7

Mountain-View Funds Rating<sup>2</sup> EDA<sup>3</sup>



### Yearly Performance

2023	+19.25%
2022	-37.51%
2021	+28.15%
2020	-3.40%
2019	+35.60%

Master data		Conditions		Other figures	
Fund type	Single fund	Issue surcharge	5.00%	Minimum investment	EUR 2,500.00
Category	Real Estate	Planned administr. fee	0.00%	Savings plan	-
Sub category	Real Estate Fund/Equity	Deposit fees	0.65%	UCITS / OGAW	Yes
Fund domicile	Luxembourg	Redemption charge	1.00%	Performance fee	10.00%
Tranch volume	(05/10/2024) EUR 36.08 mill.	Ongoing charges	-	Redeployment fee	0.00%
Total volume	(04/29/2024) EUR 603.84 mill.	Dividends		Investment company	
Launch date	7/1/1998	03.07.2023	1.25 EUR	Janus Henderson Inv. 201 Bishopsgate, EC2M 3AE, London United Kingdom www.janushenderson.com/	
KESt report funds	Yes	01.07.2022	1.35 EUR		
Business year start	01.07.	01.07.2021	1.19 EUR		
Sustainability type	-	01.07.2020	0.71 EUR		
Fund manager	Guy Barnard, Nicolas Scherf	01.07.2019	1.05 EUR		

Performance	1M	6M	YTD	1Y	2Y	3Y	5Y	Since start
Performance	+4.63%	+19.74%	+1.00%	+23.32%	-5.93%	-11.29%	+7.49%	+151.44%
Performance p.a.	-	-	-	+23.25%	-3.01%	-3.91%	+1.45%	+4.92%
Sharpe ratio	4.26	2.17	-0.06	0.93	-0.27	-0.34	-0.10	0.06
Volatility	16.33%	18.44%	15.45%	20.95%	24.85%	22.80%	23.68%	19.32%
Worst month	-	-6.03%	-6.03%	-6.03%	-20.22%	-20.22%	-21.60%	-24.50%
Best month	-	16.92%	9.16%	16.92%	16.92%	16.92%	16.92%	23.57%
Maximum loss	-3.26%	-9.00%	-8.46%	-13.91%	-36.32%	-46.07%	-46.07%	-

### Distribution permission

Austria, Germany, Switzerland, United Kingdom, Luxembourg

<sup>1</sup> Important note on update status: The displayed date refers exclusively to the calculation of the NAV.

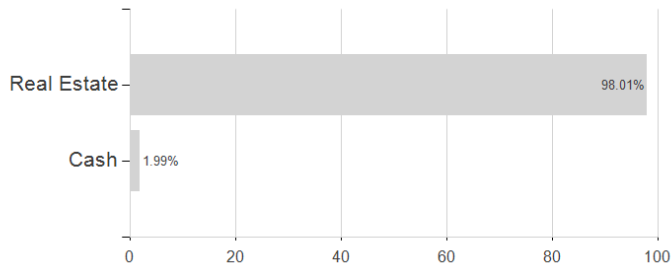
<sup>2</sup> The Mountain-View Data Fund Rating calculates a comparative ranking for funds using yield, volatility and trend data. For more information visit [MVD Funds Rating](#)

<sup>3</sup> Displays the Ethical-Dynamical Ratio calculated according to standard criteria. The maximum value is 100. For more information visit [EDA](#)

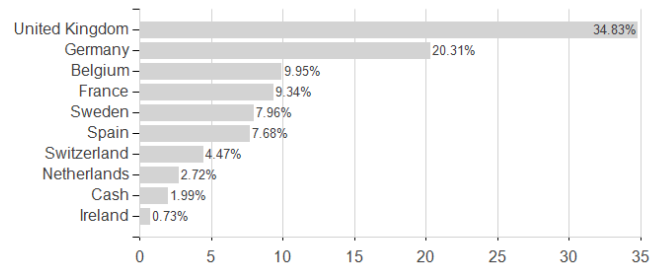
**Janus Henderson Horizon Pan European Property Equities Fund A3 EUR / LU0209156925 / A0DPM6 / Janus**

**Assessment Structure**

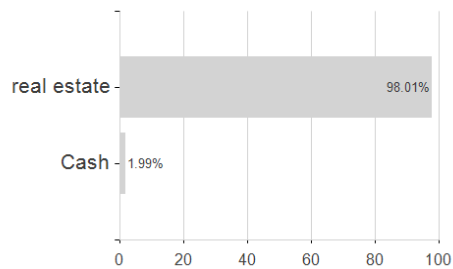
**Assets**



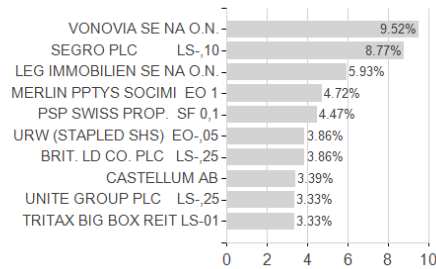
**Countries**



**Branches**



**Largest positions**



**Currencies**

