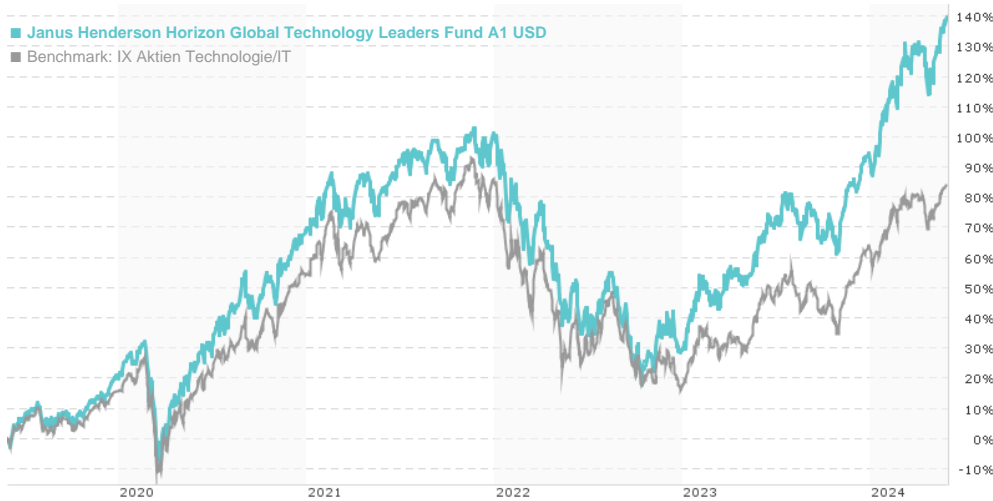


Janus Henderson Horizon Global Technology Leaders Fund A1 USD / LU0209158467 / A0DPTJ / Janus Henderson

Last 05/28/2024 ¹	Region	Branch	Type of yield	Type
208.79 USD	Worldwide	Sector Technology	paying dividend	Equity Fund



Risk key figures

SRI 1 2 3 4 5 6 7

Mountain-View Funds Rating²EDA³

79

Yearly Performance

2023	+50.64%
2022	-35.25%
2021	+17.84%
2020	+40.95%
2019	+39.53%

Master data		Conditions		Other figures	
Fund type	Single fund	Issue surcharge	5.00%	Minimum investment	USD 2,500.00
Category	Equity	Planned administr. fee	0.00%	Savings plan	-
Sub category	Sector Technology	Deposit fees	0.65%	UCITS / OGAW	Yes
Fund domicile	Luxembourg	Redemption charge	1.00%	Performance fee	10.00%
Tranch volume	(05/28/2024) USD 475.03 mill.	Ongoing charges	(06/30/2023) 1.87%	Redeployment fee	0.00%
Total volume	(04/29/2024) USD 4,381.27 mill.	Dividends		Investment company	
Launch date	1/14/2005	Janus Henderson Inv.			
KESr report funds	Yes	201 Bishopsgate, EC2M 3AE, London			
Business year start	01.07.	United Kingdom			
Sustainability type	-	www.janushenderson.com/			
Fund manager	Alison Porter, Graeme Clark, Richard Clode				

Performance	1M	6M	YTD	1Y	2Y	3Y	5Y	Since start
Performance	+7.96%	+30.28%	+23.01%	+43.87%	+59.60%	+30.83%	+136.00%	+899.00%
Performance p.a.	-	-	-	+44.02%	+26.37%	+9.36%	+18.71%	+12.61%
Sharpe ratio	9.80	3.51	3.08	2.23	0.99	0.24	0.64	0.46
Volatility	16.15%	18.99%	20.59%	18.09%	22.86%	23.26%	23.34%	19.34%
Worst month	-	-2.83%	-2.83%	-4.74%	-12.46%	-12.46%	-12.46%	-16.51%
Best month	-	13.17%	7.77%	13.17%	13.17%	13.17%	13.17%	14.10%
Maximum loss	-2.02%	-7.50%	-7.50%	-11.20%	-23.94%	-41.86%	-41.86%	-

Distribution permission

Austria, Germany, Switzerland, United Kingdom

¹ Important note on update status: The displayed date refers exclusively to the calculation of the NAV.

² The Mountain-View Data Fund Rating calculates a comparative ranking for funds using yield, volatility and trend data. For more information visit [MVD Funds Rating](#)

DISCLAIMER: The information on this page are for informational purposes only and should neither an offer to sell nor a solicitation for the purchase of the security or recommendation in favor of the security to be understood. baha GmbH assumes no liability despite thorough searches for the accuracy of the data.

Funds data from: [www.mountain-view.com](#). Fact Sheet created by: [www.baha.com](#)

Created: 05/29/2024

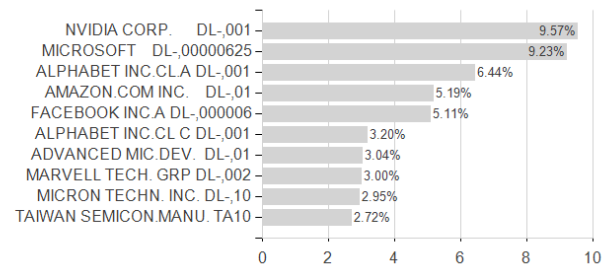
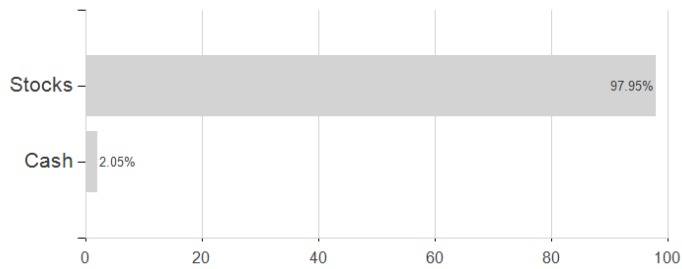
Janus Henderson Horizon Global Technology Leaders Fund A1 USD / LU0209158467 / A0DPTJ / Janus Henderson

3 Displays the Ethical-Dynamical Ratio calculated according to standard criteria. The maximum value is 100. For more information visit [EDA](#)

Assessment Structure

Assets

Largest positions



Countries

Branches

Currencies

