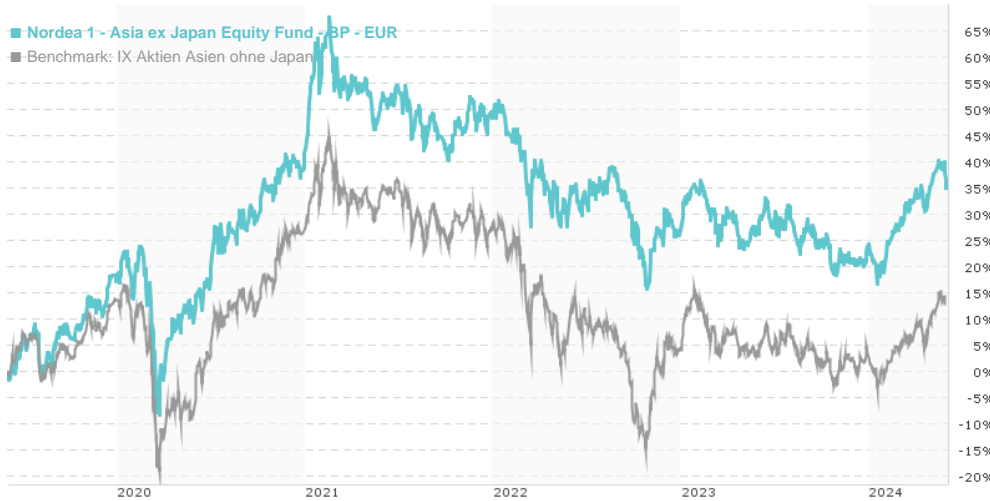


Nordea 1 - Asia ex Japan Equity Fund - BP - EUR / LU0173782102 / 358450 / Nordea Inv. Funds

Last 05/31/2024 ¹	Region	Branch	Type of yield	Type
29.26 EUR	Asia (excl. Japan)	Mixed Sectors	reinvestment	Equity Fund

■ Nordea 1 - Asia ex Japan Equity Fund - BP - EUR
■ Benchmark: IX Aktien Asien ohne Japan



Risk key figures

SRI 1 2 3 4 5 6 7

Mountain-View Funds Rating²EDA³

80

Yearly Performance

2023	-1.70%
2022	-15.05%
2021	+4.12%
2020	+21.42%
2019	+30.06%

Master data		Conditions		Other figures	
Fund type	Single fund	Issue surcharge	5.00%	Minimum investment	UNT 0
Category	Equity	Planned administr. fee	0.00%	Savings plan	-
Sub category	Mixed Sectors	Deposit fees	0.00%	UCITS / OGAW	Yes
Fund domicile	Luxembourg	Redemption charge	0.00%	Performance fee	0.00%
Tranch volume	(05/31/2024) USD 19.43 mill.	Ongoing charges	-	Redeployment fee	0.00%
Total volume	(05/31/2024) USD 69.70 mill.	Dividends		Investment company	
Launch date	9/15/2003	Nordea Inv. Funds			
KESt report funds	Yes	562, Rue de Neudorf, 2017, Luxembourg			
Business year start	01.01.	Luxembourg			
Sustainability type	-	https://www.nordea.lu			
Fund manager	Manulife Investment Management (Hong Kong) Limited				

Performance	1M	6M	YTD	1Y	2Y	3Y	5Y	Since start
Performance	0.00%	+11.15%	+9.12%	+6.32%	-0.07%	-11.33%	+36.35%	+198.27%
Performance p.a.	-	-	-	+6.30%	-0.03%	-3.93%	+6.39%	+5.42%
Sharpe ratio	-0.38	1.63	1.58	0.20	-0.27	-0.52	0.15	0.09
Volatility	10.26%	12.17%	12.61%	12.87%	14.06%	14.74%	17.73%	17.65%
Worst month	-	-4.11%	-4.11%	-4.75%	-8.73%	-8.73%	-10.30%	-16.68%
Best month	-	7.48%	7.48%	7.48%	11.39%	11.39%	11.39%	15.15%
Maximum loss	-3.60%	-6.09%	-6.09%	-12.29%	-16.75%	-25.08%	-30.87%	-

Distribution permission

Austria, Germany, Switzerland, United Kingdom, Luxembourg

¹ Important note on update status: The displayed date refers exclusively to the calculation of the NAV.

² The Mountain-View Data Fund Rating calculates a comparative ranking for funds using yield, volatility and trend data. For more information visit [MVD Funds Rating](#)

³ Displays the Ethical-Dynamical Ratio calculated according to standard criteria. The maximum value is 100. For more information visit [EDA](#)

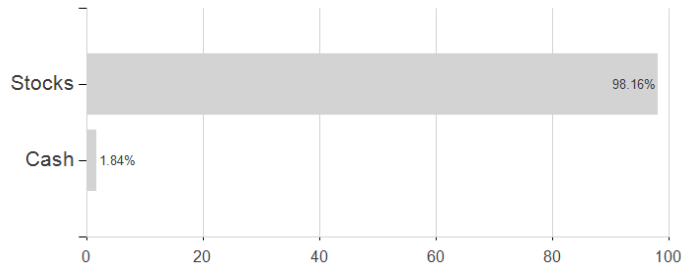
Nordea 1 - Asia ex Japan Equity Fund - BP - EUR / LU0173782102 / 358450 / Nordea Inv. Funds

Investment goal

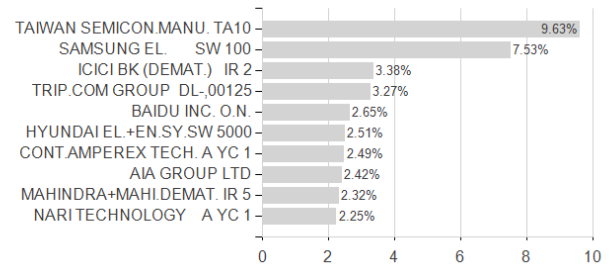
This Sub-fund aims to preserve Shareholder's capital and to provide an adequate rate of return on the investment by investing in Asian stocks. The Sub-fund is managed in accordance with the International Focus Equities Concept, an investment process which focuses on in-depth analysis of company fundamentals when selecting an investment target. The process seeks to identify attractively valued equities of companies with strong fundamentals. The process focuses on equities which, in the portfolio manager's view, are undervalued in relation to the company's ability to generate cash flow over the long term.

Assessment Structure

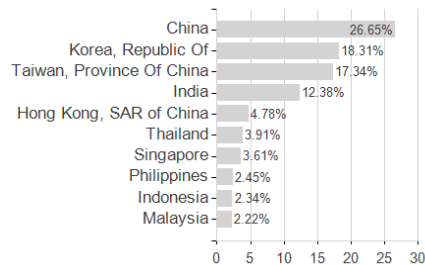
Assets



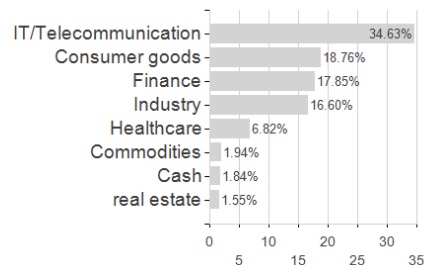
Largest positions



Countries



Branches



Currencies

