

## JPM Global Growth D (acc) - USD / LU0117881903 / 602999 / JPMorgan AM (EU)

Last 05/29/2024 <sup>1</sup>	Region	Branch	Type of yield	Type
23.66 USD	Worldwide	Mixed Sectors	reinvestment	Equity Fund



## Risk key figures

SRI 1 2 3 4 5 6 7

Mountain-View Funds Rating<sup>2</sup>EDA<sup>3</sup>

76

## Yearly Performance

2023	+36.38%
2022	-38.98%
2021	+9.51%
2020	+34.66%
2019	+26.32%

Master data		Conditions		Other figures	
Fund type	Single fund	Issue surcharge	5.00%	Minimum investment	USD 5,000.00
Category	Equity	Planned administr. fee	0.00%	Savings plan	-
Sub category	Mixed Sectors	Deposit fees	0.00%	UCITS / OGAW	Yes
Fund domicile	Luxembourg	Redemption charge	0.50%	Performance fee	0.00%
Tranch volume	(05/29/2024) USD 4.53 mill.	Ongoing charges	-	Redeployment fee	0.00%
Total volume	(05/29/2024) USD 509.68 mill.	Dividends		Investment company	
Launch date	10/13/2000	23.09.2003	0.01 USD	JPMorgan AM (EU)	
KESr report funds	No	PO Box 275, 2012, Luxembourg			
Business year start	01.07.	Luxembourg			
Sustainability type	-	https://www.jpmorganassetmanagement.de			
Fund manager	Alex Stanic, Caroline Keen				

Performance	1M	6M	YTD	1Y	2Y	3Y	5Y	Since start
Performance	+5.27%	+23.88%	+16.93%	+33.41%	+43.74%	+1.02%	+59.57%	+137.92%
Performance p.a.	-	-	-	+33.51%	+19.95%	+0.34%	+9.79%	+3.73%
Sharpe ratio	6.56	3.34	2.69	2.01	0.83	-0.16	0.28	0.00
Volatility	13.28%	15.04%	16.22%	14.82%	19.45%	22.17%	21.43%	18.67%
Worst month	-	-3.00%	-3.00%	-4.82%	-10.22%	-15.36%	-15.36%	-20.48%
Best month	-	11.33%	7.70%	11.33%	12.08%	12.08%	12.08%	14.07%
Maximum loss	-1.81%	-6.83%	-6.83%	-10.68%	-21.08%	-48.23%	-48.23%	-

## Distribution permission

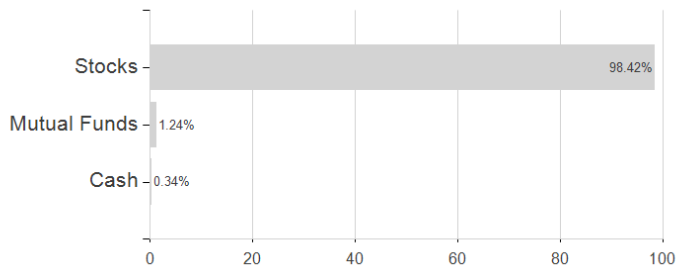
Austria, Germany, Switzerland, United Kingdom

<sup>1</sup> Important note on update status: The displayed date refers exclusively to the calculation of the NAV.<sup>2</sup> The Mountain-View Data Fund Rating calculates a comparative ranking for funds using yield, volatility and trend data. For more information visit [MVD Funds Rating](#)<sup>3</sup> Displays the Ethical-Dynamical Ratio calculated according to standard criteria. The maximum value is 100. For more information visit [EDA](#)

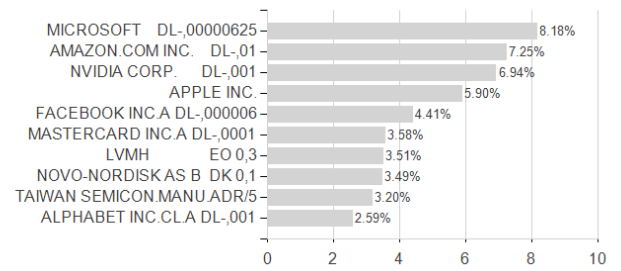
## JPM Global Growth D (acc) - USD / LU0117881903 / 602999 / JPMorgan AM (EU)

### Assessment Structure

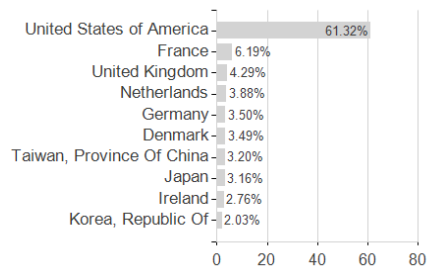
#### Assets



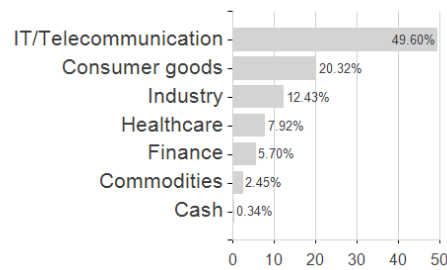
#### Largest positions



#### Countries



#### Branches



#### Currencies

