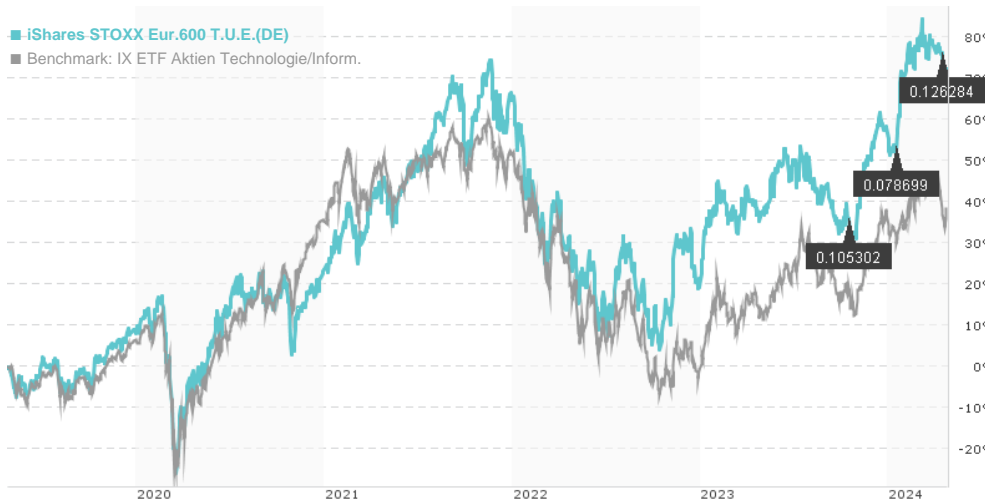


iShares STOXX Eur.600 T.U.E.(DE) / DE000A0H08Q4 / A0H08Q / BlackRock AM (DE)

Last 04/24/2024 ¹	Region	Branch	Type of yield	Type
79.30 EUR	Europe	ETF Stocks	paying dividend	Alternative Investm.

■ iShares STOXX Eur.600 T.U.E.(DE)
■ Benchmark: IX ETF Aktien Technologie/Inform.



Risk key figures

SRI 1 2 3 4 5 6 7

Mountain-View Funds Rating² EDA³

▲ ▲ ▲ ▲ ▲ ▲ 81

Yearly Performance

2023	+32.42%
2022	-28.09%
2021	+34.15%
2020	+14.42%
2019	+37.32%

Master data		Conditions		Other figures	
Fund type	Single fund	Issue surcharge	2.00%	Minimum investment	UNT 1
Category	Equity	Planned administr. fee	0.00%	Savings plan	Yes
Sub category	ETF Stocks	Deposit fees	0.00%	UCITS / OGAW	Yes
Fund domicile	Germany	Redemption charge	1.00%	Performance fee	0.00%
Tranch volume	-	Ongoing charges	-	Redeployment fee	0.00%
Total volume	(04/24/2024) EUR 198.69 mill.	Dividends		Investment company	
Launch date	4/25/2001	15.04.2024	0.13 EUR	BlackRock AM (DE) Lenbachplatz 1, 80333, München Germany https://www.blackrock.com	
KESr report funds	Yes	16.01.2024	0.08 EUR		
Business year start	29.02.	16.10.2023	0.11 EUR		
Sustainability type	-	17.07.2023	0.07 EUR		
Fund manager	BlackRock AM Deutschland AG	17.04.2023	0.09 EUR		

Performance	1M	6M	YTD	1Y	2Y	3Y	5Y	Since start
Performance	-3.69%	+30.10%	+8.98%	+25.66%	+36.53%	+17.94%	+71.17%	+99.19%
Performance p.a.	-	-	-	+25.58%	+16.85%	+5.66%	+11.34%	+3.04%
Sharpe ratio	-2.47	3.50	1.35	1.12	0.53	0.07	0.29	-0.03
Volatility	16.42%	18.72%	20.90%	19.36%	24.72%	25.36%	25.74%	27.28%
Worst month	-	-3.18%	-3.18%	-5.67%	-9.83%	-12.17%	-12.17%	-23.27%
Best month	-	14.80%	7.53%	14.80%	14.80%	14.80%	14.80%	38.89%
Maximum loss	-7.53%	-10.10%	-10.10%	-15.07%	-21.03%	-40.22%	-40.22%	-

Distribution permission

Austria, Germany, Switzerland

¹ Important note on update status: The displayed date refers exclusively to the calculation of the NAV.

² The Mountain-View Data Fund Rating calculates a comparative ranking for funds using yield, volatility and trend data. For more information visit [MVD Funds Rating](#)

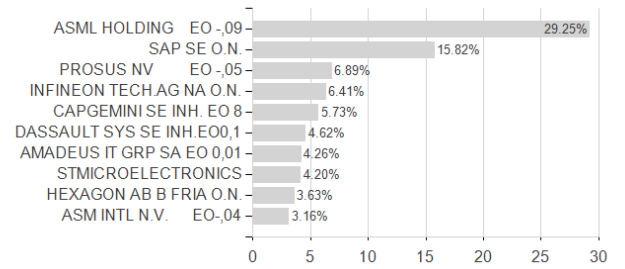
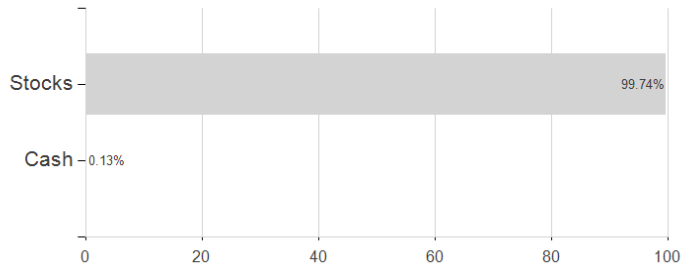
³ Displays the Ethical-Dynamical Ratio calculated according to standard criteria. The maximum value is 100. For more information visit [EDA](#)

iShares STOXX Eur.600 T.U.E.(DE) / DE000A0H08Q4 / A0H08Q / BlackRock AM (DE)

Assessment Structure

Assets

Largest positions



Countries

Branches

Currencies

