

## Raiffeisen Asia Opp. ESG Aktien R T / AT0000745864 / 074586 / Raiffeisen KAG

Last 05/23/2024 <sup>1</sup>	Region	Branch	Type of yield	Type
236.31 EUR	Asia	Mixed Sectors	reinvestment	Equity Fund



## Risk key figures

SRI 1 2 3 4 5 6 7

Mountain-View Funds Rating<sup>2</sup>EDA<sup>3</sup> 77

## Yearly Performance

2023	-2.25%
2022	-17.19%
2021	+9.52%
2020	-4.14%
2019	+21.69%

Master data		Conditions		Other figures	
Fund type	Single fund	Issue surcharge	5.00%	Minimum investment	UNT 0
Category	Equity	Planned administr. fee	0.00%	Savings plan	Yes
Sub category	Mixed Sectors	Deposit fees	0.00%	UCITS / OGAW	Yes
Fund domicile	Austria	Redemption charge	0.00%	Performance fee	0.00%
Tranch volume	(05/23/2024) EUR 294.90 mill.	Ongoing charges	-	Redeployment fee	0.00%
Total volume	(05/23/2024) EUR 444.60 mill.	Dividends		Investment company	
Launch date	5/2/2000	17.04.2023	2.15 EUR	Raiffeisen KAG Mooslackengasse 12, 1190, Wien Austria <a href="https://www.rcm.at">https://www.rcm.at</a>	
KESr report funds	Yes	19.04.2022	2.93 EUR		
Business year start	01.02.	15.04.2021	0.74 EUR		
Sustainability type	Ethics/ecology	15.04.2020	2.35 EUR		
Fund manager	TEAM	15.04.2019	2.20 EUR		

Performance	1M	6M	YTD	1Y	2Y	3Y	5Y	Since start
Performance	+7.78%	+10.71%	+12.30%	+9.17%	+3.38%	-2.36%	+5.90%	+163.54%
Performance p.a.	-	-	-	+9.14%	+1.67%	-0.79%	+1.15%	+4.11%
Sharpe ratio	13.51	1.49	2.39	0.39	-0.14	-0.29	-0.16	0.01
Volatility	10.72%	12.73%	12.95%	13.53%	15.50%	15.71%	16.72%	21.29%
Worst month	-	-1.95%	-1.95%	-4.30%	-9.92%	-9.92%	-24.98%	-24.98%
Best month	-	4.78%	4.78%	4.78%	10.06%	10.06%	13.78%	19.87%
Maximum loss	-1.08%	-5.74%	-5.23%	-10.59%	-17.07%	-29.45%	-35.48%	-

## Distribution permission

Austria, Germany, Switzerland, United Kingdom

<sup>1</sup> Important note on update status: The displayed date refers exclusively to the calculation of the NAV.<sup>2</sup> The Mountain-View Data Fund Rating calculates a comparative ranking for funds using yield, volatility and trend data. For more information visit [MVD Funds Rating](#)<sup>3</sup> Displays the Ethical-Dynamical Ratio calculated according to standard criteria. The maximum value is 100. For more information visit [EDA](#)

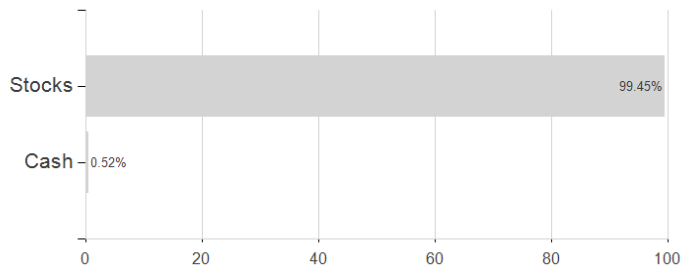
## Raiffeisen Asia Opp. ESG Aktien R T / AT0000745864 / 074586 / Raiffeisen KAG

### Investment goal

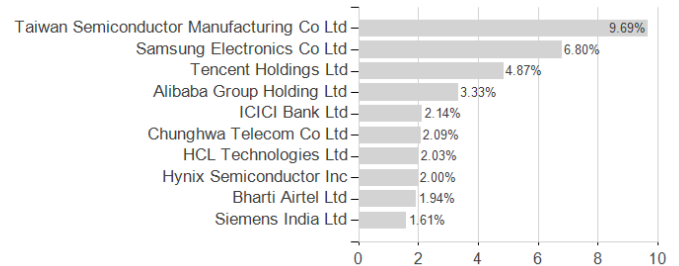
Raiffeisen-Eurasia-Equities invests in stocks issued by companies with solid fundamentals in countries on track for economic and political convergence. Investment is focused mainly on China, India, Russia and Turkey. Along with the development opportunities in these Emerging Markets, one must expect considerably stronger fluctuations in share prices and exchange rates.

### Assessment Structure

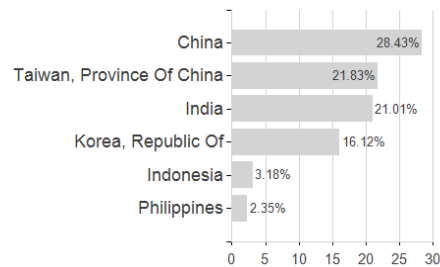
#### Assets



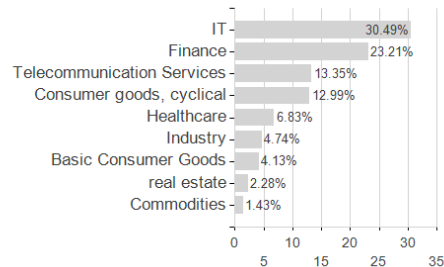
#### Largest positions



#### Countries



#### Branches



#### Currencies

